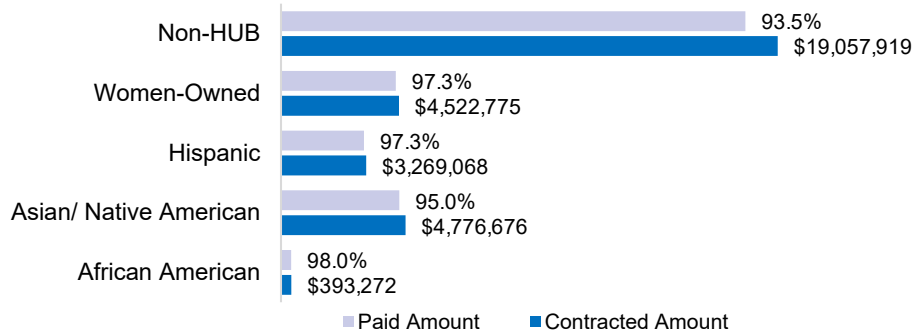


2013 BOND PROGRAM - ARCHITECT/ ENGINEERING: THROUGH JUNE 2021

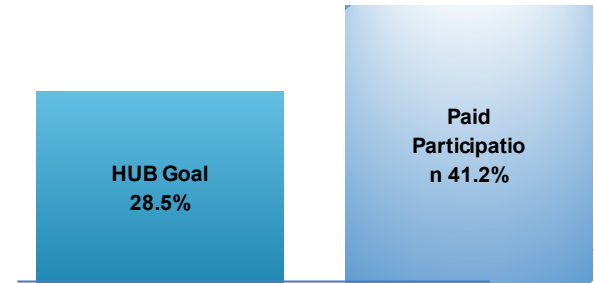
Category	Contracted Amount (\$)	HUB % Contracted	Paid Amount (\$)	Paid Progress	Paid Participation	HUB Goal
African American	393,272	1.2%	385,597	98.0%	1.3%	1.9%
Asian/Native American	4,776,676	14.9%	4,535,801	95.0%	15.0%	7.4%
Hispanic	3,269,068	10.2%	3,181,240	97.3%	10.5%	9.4%
Women-Owned	4,522,775	14.1%	4,402,015	97.3%	14.5%	9.8%
HUB Total	12,961,791	40.4%	12,504,652	96.5%	41.2%	28.5%
Non-HUB	19,057,919	59.5%	17,817,735	93.5%		
Total	32,019,710		30,322,387	94.7%		

Note: Numbers may not add due to rounding

Paid Progress



% Goal Achieved

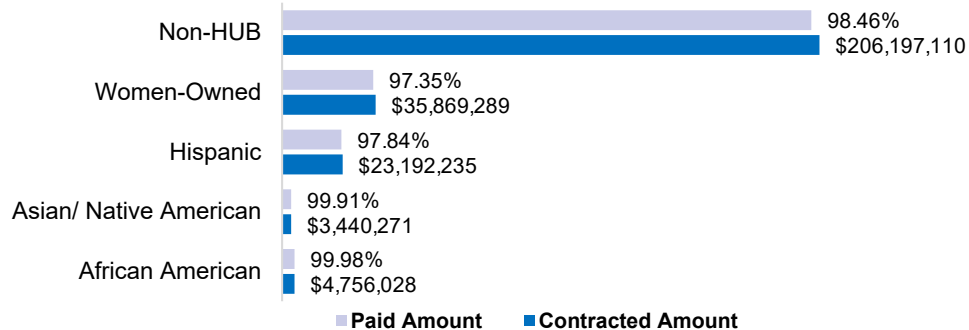


2013 BOND PROGRAM - CONSTRUCTION: THROUGH JUNE 2021

Category	Contracted Amount (\$)	HUB % Contracted	Paid Amount (\$)	Paid Progress	Paid Participation	HUB Goal
African American	4,746,028	1.7%	4,754,922	100.0%	1.8%	1.7%
Asian/Native American	3,440,271	1.3%	3,437,048	99.9%	1.3%	1.9%
Hispanic	23,192,235	8.5%	22,691,423	97.8%	8.4%	8.1%
Women-Owned	35,869,289	13.1%	34,919,632	97.4%	13.0%	10.2%
HUB Total	67,257,823	24.6%	65,803,026	97.8%	24.5%	21.9%
Non-HUB	206,197,110	75.4%	202,029,073	98.4%		
Total	273,454,934		268,832,099			

Note: Numbers may not add due to rounding

Paid Progress



% Goal Achieved

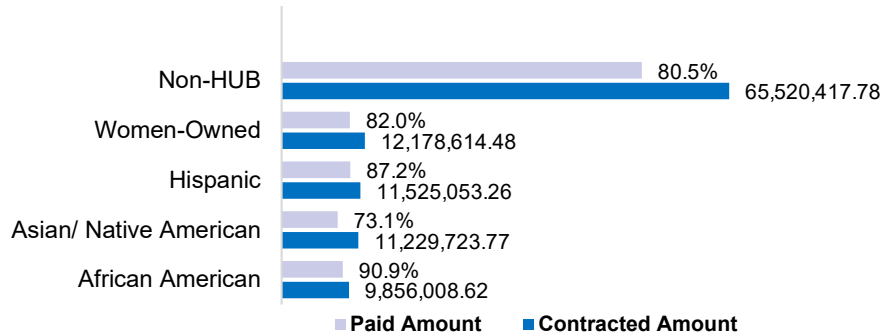


2017 BOND PROGRAM - ARCHITECT/ ENGINEERING: THROUGH JUNE 2021

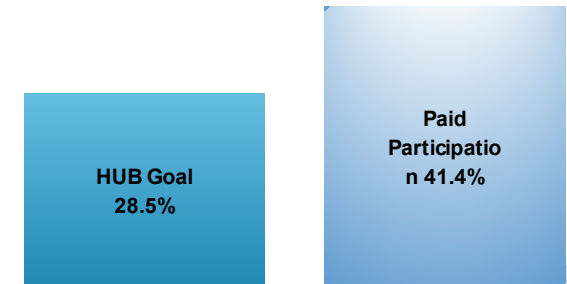
Category	Contracted Amount (\$)	HUB % Contracted	Paid Amount (\$)	Paid Progress	Paid Participation	HUB Goal
African American	9,856,009	8.9%	8,958,551	90.9%	10%	1.9%
Asian/Native American	11,229,724	10.2%	8,208,935	73.1%	9.1%	7.4%
Hispanic	11,525,053	10.4%	10,045,835	87.2%	11.2%	9.4%
Women-Owned	12,178,614	11%	9,989,187	82%	11.1%	9.8%
HUB Total	44,789,400	40.6%	37,202,509	83.1%	41.4%	28.5%
Non-HUB	65,520,418	59.4%	52,721,493	80.5%		
Total	110,309,818		89,924,002			

Note: Numbers may not add due to rounding

Paid Progress



% Goal Achieved




2017 BOND PROGRAM - CONSTRUCTION: THROUGH JUNE 2021

Category	Contracted Amount (\$)	HUB % Contracted	Paid Amount (\$)	Paid Progress	Paid Participation	HUB Goal
African American	6,031,980.75	0.9%	5,571,543.20	92.4%	1.1%	1.9%
Asian/Native American	4,214,516.95	0.6%	2,661,297.04	63.1%	0.5%	1.9%
Hispanic	30,667,187.12	4.6%	23,131,945.00	75.4%	4.6%	8.1%
Women-Owned	81,897,389.66	12.2%	70,873,106.75	86.5%	14.2%	10.2%
HUB Total	122,847,685.68	18.3%	102,272,441.99	83.3%	20.5%	21.9%
Non-HUB	547,848,692.35	81.7%	397,240,230.39	72.5%		
Total	670,696,378.03		499,512,672.38			

Note: Numbers may not add due to rounding

Paid Progress



% Goal Achieved

