

Educational Suitability and Facility Condition Assessments - 2021



Building Address:
10701 South 1st St.
Austin, TX 78748

Building Square Footage: 350,000 SF
Site Acreage: 60 Acres
Date of First Construction: 2000

Student Demographics:

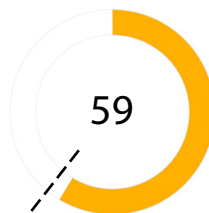
Demographic	Percentage
African American	5.9%
Hispanic	77.1%
White	12.3%
American Indian	0.3%
Asian	2.0%
Pacific Islander	0.1%
Two or More Races	2.4%
Economically Disadvantaged	55.0%
English Language Learners	21.5%
Special Education	13.5%
Enrollment	2798

Facility Summary

Akins Early College High School serves an enrollment of approximately 2,800 students in far south Austin. The school's purpose statement is to graduate all students prepared to be successful in any postsecondary endeavor. The original campus was built in 2000, and stand-alone studio and science additions were added in 2008 and 2010 and consists of approximately 350,000 square feet. Akins is an academy school featuring seven academies that each have 400-500 students. The layout of the teaching spaces in studios is based around these academies.

Educational Suitability Assessment Score:

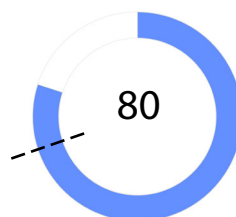
--- District High School's ESA Average: 61



- Very Unsatisfactory 0-35
- Unsatisfactory 36-50
- Average 51-65
- Satisfactory 66-80
- Very Satisfactory 81-100

Facility Condition Assessment Score:

--- District High School's FCA Average: 69



Questions/Comments?
Email: Assessments@perkinswill.com

Educational Suitability and Facility Condition Assessments - 2021

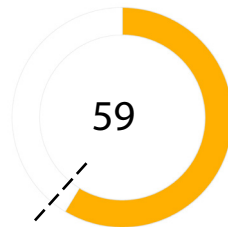
The ESA evaluates how well a facility supports teaching and learning using the district's Educational Specifications as the standard. It includes items such as the exterior, general building, security, controllability of lighting, furniture, academic and administrative spaces, and technology.

The FCA evaluates the physical condition of a facility to measure what systems are broken, aging, etc. This includes items such as roofing, heating and air conditioning, plumbing, electrical, site drainage, and parking.

Both assessments incorporate data, staff interviews, facility walk-throughs, cost-estimating, and analysis.

ESA Score:

--- District High School's ESA Average: 61



General Building

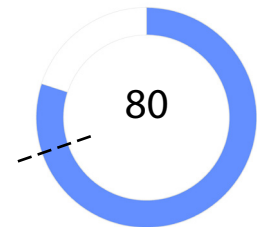
1 - Exterior	77
2 - Outdoor Learning and Activity	60
3 - General Building	69
4 - Security	45
5 - Environmental Quality	76
6 - Controllability of Systems	44
7 - Furniture, Fixtures, Equipment	64

Academics

8 - Academics & Learning	42
9 - CTE Career Connected Learning	80
10 - Visual and Performing Arts	54
11 - Athletics and Wellness	58
12 - Food Service	40
13 - Media Resources	57
14 - Technology	55
15 - Administration Spaces	60






FCA Score:

--- District High School's FCA Average: 69



Campus-wide

1 - Exterior Architecture	99
2 - Interior Architecture	79
3 - Structural	100
4 - Mechanical / HVAC	61
5 - Electrical	60
6 - Plumbing	98
7 - Site / Civil	68
8 - Crawlspace	N/A

 Very Unsatisfactory	0-35
 Unsatisfactory	36-50
 Average	51-65
 Satisfactory	66-80
 Very Satisfactory	81-100

Questions/Comments?
Email: Assessments@perkinswill.com