

## Educational Suitability and Facility Condition Assessments - 2021



Building Address:  
1715 W. Cesar Chavez St.  
Austin, TX 78703

Building Square Footage: 339,500 SF  
Site Acreage: 44 Acres  
Date of First Construction: 1975

### Student Demographics:

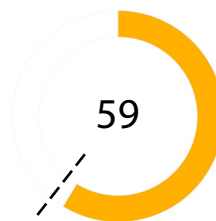
Demographic	Percentage
African American	3.7%
Hispanic	35.3%
White	54.0%
American Indian	0.3%
Asian	2.3%
Pacific Islander	0.1%
Two or More Races	4.3%
Economically Disadvantaged	23.5%
English Language Learners	7.2%
Special Education	9.9%
Enrollment	2347

### Facility Summary

Austin High School serves an enrollment of approximately 2,350 students on a 43.5-acre site in central Austin that is adjacent to Lady Bird Lake and the hike/bike trail. The school opened in 1881, making it one of the oldest public high schools in the state of Texas. The current building was built in 1975 with approximately 340,000 square feet. A theater building was built in 2000 with 23,500 square feet. Under the 2017 bond program, the school is under construction with renovation and additions of approximately 25,000 square feet with improvements to athletics, dance and special education. Austin High uses the Academy Model to group students into four academies – Academy of Classical Studies, Design & Technology, Global Studies, and Science & Innovation.

### Educational Suitability Assessment Score:

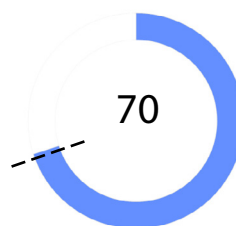
--- District High  
School's ESA Average: 61



- Very Unsatisfactory 0-35
- Unsatisfactory 36-50
- Average 51-65
- Satisfactory 66-80
- Very Satisfactory 81-100

### Facility Condition Assessment Score:

--- District High  
School's FCA Average: 69



Questions/Comments?  
Email: [Assessments@perkinswill.com](mailto:Assessments@perkinswill.com)

## Educational Suitability and Facility Condition Assessments - 2021

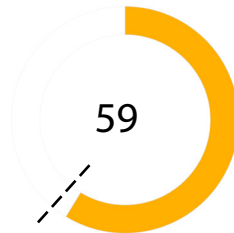
The ESA evaluates how well a facility supports teaching and learning using the district's Educational Specifications as the standard. It includes items such as the exterior, general building, security, controllability of lighting, furniture, academic and administrative spaces, and technology.

The FCA evaluates the physical condition of a facility to measure what systems are broken, aging, etc. This includes items such as roofing, heating and air conditioning, plumbing, electrical, site drainage, and parking.

Both assessments incorporate data, staff interviews, facility walk-throughs, cost-estimating, and analysis.

### ESA Score:

--- District  
High School's ESA  
Average: 61



#### General Building

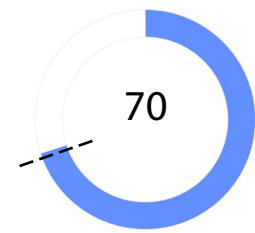
1 - Exterior	54
2 - Outdoor Learning and Activity	80
3 - General Building	47
4 - Security	45
5 - Environmental Quality	52
6 - Controllability of Systems	44
7 - Furniture, Fixtures, Equipment	65

#### Academics

8 - Academics & Learning	57
9 - CTE Career Connected Learning	95
10 - Visual and Performing Arts	66
11 - Athletics and Wellness	70
12 - Food Service	50
13 - Media Resources	47
14 - Technology	65
15 - Administration Spaces	45






### FCA Score:

--- District  
High School's FCA  
Average: 69



#### Campus-wide

1 - Exterior Architecture	96
2 - Interior Architecture	76
3 - Structural	100
4 - Mechanical / HVAC	90
5 - Electrical	97
6 - Plumbing	0
7 - Site / Civil	55
8 - Crawlspace	30

	Very Unsatisfactory	0-35
	Unsatisfactory	36-50
	Average	51-65
	Satisfactory	66-80
	Very Satisfactory	81-100

Questions/Comments?  
Email: [Assessments@perkinswill.com](mailto:Assessments@perkinswill.com)