

Educational Suitability and Facility Condition Assessments - 2021



Building Address:
4020 Lost Oasis Hollow
Austin, TX 78739

Building Square Footage: 150,000 SF
Site Acreage: 41 Acres
Date of First Construction: 1993

Student Demographics:

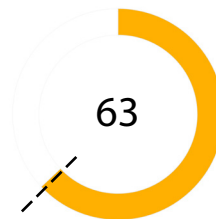
| Demographic | Percentage |
|----------------------------|------------|
| African American | 5.0% |
| Hispanic | 47.9% |
| White | 38.4% |
| American Indian | 0.2% |
| Asian | 2.9% |
| Pacific Islander | 0.1% |
| Two or More Races | 5.5% |
| Economically Disadvantaged | 33.0% |
| English Language Learners | 7.8% |
| Special Education | 14.8% |
| Enrollment | 923 |

Facility Summary

Bailey Middle School, serving an enrollment of approximately 925 students in southwest Austin, is known for its award-winning band program, native plants and animals program, and its successful robotics team. The school opened in 1993 and has approximately 150,000 square feet of building space on 41 acres. In general, the two-story middle school exterior looks well-maintained and is attractive and inviting. The site is large and can accommodate a variety of outdoor sport courts and playfields.

Educational Suitability Assessment Score:

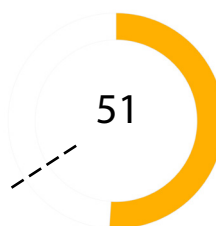
--- District Middle School's ESA Average: 62



- Very Unsatisfactory 0-35
- Unsatisfactory 36-50
- Average 51-65
- Satisfactory 66-80
- Very Satisfactory 81-100

Facility Condition Assessment Score:

--- District Middle School's FCA Average: 66



Questions/Comments?
Email: Assessments@perkinswill.com

Educational Suitability and Facility Condition Assessments - 2021

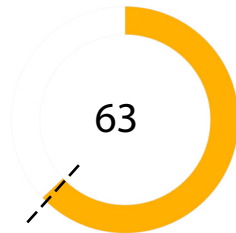
The ESA evaluates how well a facility supports teaching and learning using the district's Educational Specifications as the standard. It includes items such as the exterior, general building, security, controllability of lighting, furniture, academic and administrative spaces, and technology.

The FCA evaluates the physical condition of a facility to measure what systems are broken, aging, etc. This includes items such as roofing, heating and air conditioning, plumbing, electrical, site drainage, and parking.

Both assessments incorporate data, staff interviews, facility walk-throughs, cost-estimating, and analysis.

ESA Score:

--- District Middle School's ESA Average: 62



General Building

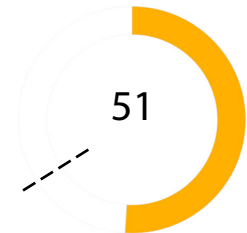
| | |
|------------------------------------|----|
| 1 - Exterior | 94 |
| 2 - Outdoor Learning and Activity | 70 |
| 3 - General Building | 73 |
| 4 - Security | 51 |
| 5 - Environmental Quality | 60 |
| 6 - Controllability of Systems | 52 |
| 7 - Furniture, Fixtures, Equipment | 64 |

Academics

| | |
|-----------------------------------|----|
| 8 - Academics & Learning | 46 |
| 9 - CTE Career Connected Learning | 60 |
| 10 - Visual and Performing Arts | 37 |
| 11 - Athletics and Wellness | 73 |
| 12 - Food Service | 80 |
| 13 - Media Resources | 63 |
| 14 - Technology | 50 |
| 15 - Administration Spaces | 70 |






FCA Score:

--- District Middle School's FCA Average: 66



Campus-wide

| | |
|---------------------------|-----|
| 1 - Exterior Architecture | 84 |
| 2 - Interior Architecture | 50 |
| 3 - Structural | 100 |
| 4 - Mechanical / HVAC | 63 |
| 5 - Electrical | 86 |
| 6 - Plumbing | 0 |
| 7 - Site / Civil | 22 |
| 8 - Crawlspace | 100 |

| | |
|---|--------|
|  Very Unsatisfactory | 0-35 |
|  Unsatisfactory | 36-50 |
|  Average | 51-65 |
|  Satisfactory | 66-80 |
|  Very Satisfactory | 81-100 |

Questions/Comments?
Email: Assessments@perkinswill.com