

Educational Suitability and Facility Condition Assessments - 2021



Building Address:
6800 Bill Hughes Road
Austin, TX 78745

Building Square Footage: 136,400 SF
Site Acreage: 28 Acres
Date of First Construction: 1972

Student Demographics:

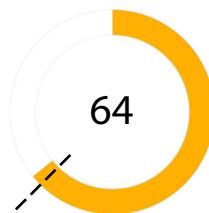
Demographic	Percentage
African American	5.0%
Hispanic	86.3%
White	6.0%
American Indian	0.0%
Asian	0.8%
Pacific Islander	0.0%
Two or More Races	1.9%
Economically Disadvantaged	85.1%
English Language Learners	34.8%
Special Education	22.7%
Enrollment	779

Facility Summary

Bedichek Middle School serves a student enrollment of approximately 780 students in south Austin and has a high percentage of students with special education needs. The school comprises a large central courtyard and spacious open-air hallways. Technology is well distributed through the campus, with large screens and projectors in all studios, and an abundance of screens and projectors in the library. Most studios lack sufficient access to daylight and have only two small windows. Several studios have no windows. Science Lab furniture needs to be updated, while the art studios are under construction and currently not accessible.

Educational Suitability Assessment Score:

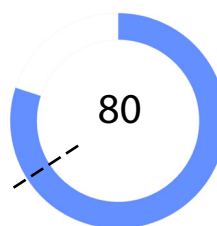
--- District Middle School's ESA Average: 62



- Very Unsatisfactory 0-35
- Unsatisfactory 36-50
- Average 51-65
- Satisfactory 66-80
- Very Satisfactory 81-100

Facility Condition Assessment Score:

--- District Middle School's FCA Average: 66



Questions/Comments?
Email: Assessments@perkinswill.com

Educational Suitability and Facility Condition Assessments - 2021

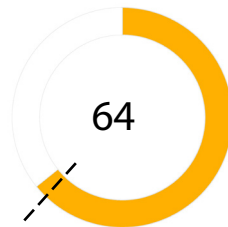
The ESA evaluates how well a facility supports teaching and learning using the district's Educational Specifications as the standard. It includes items such as the exterior, general building, security, controllability of lighting, furniture, academic and administrative spaces, and technology.

The FCA evaluates the physical condition of a facility to measure what systems are broken, aging, etc. This includes items such as roofing, heating and air conditioning, plumbing, electrical, site drainage, and parking.

Both assessments incorporate data, staff interviews, facility walk-throughs, cost-estimating, and analysis.

ESA Score:

--- District
Middle School's
ESA Average: 62



General Building

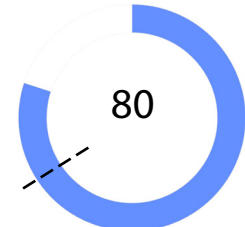
1 - Exterior	60
2 - Outdoor Learning and Activity	80
3 - General Building	64
4 - Security	55
5 - Environmental Quality	56
6 - Controllability of Systems	36
7 - Furniture, Fixtures, Equipment	89

Academics

8 - Academics & Learning	52
9 - CTE Career Connected Learning	54
10 - Visual and Performing Arts	69
11 - Athletics and Wellness	73
12 - Food Service	70
13 - Media Resources	73
14 - Technology	50
15 - Administration Spaces	80






FCA Score:

--- District
Middle School's
FCA Average: 66



Campus-wide

1 - Exterior Architecture	89
2 - Interior Architecture	94
3 - Structural	100
4 - Mechanical / HVAC	72
5 - Electrical	91
6 - Plumbing	90
7 - Site / Civil	68
8 - Crawlspace	48

	Very Unsatisfactory	0-35
	Unsatisfactory	36-50
	Average	51-65
	Satisfactory	66-80
	Very Satisfactory	81-100

Questions/Comments?
Email: Assessments@perkinswill.com