

Educational Suitability and Facility Condition Assessments - 2021



Building Address:

1712 E. 11th St

Austin, TX 78702

Building Square Footage: 70,600 SF

Site Acreage: 5 acres

Date of First Construction: 1903

Student Demographics:

Demographic	Percentage
African American	26.5%
Hispanic	43.8%
White	21.2%
American Indian	0.0%
Asian	1.3%
Pacific Islander	0.0%
Two or More Races	7.2%
Economically Disadvantaged	59.7%
English Language Learners	11.1%
Special Education	11.9%
Enrollment	377

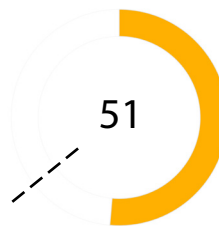
Facility Summary

Blackshear Elementary School is in east Austin and serves an enrollment of approximately 380 students. It was originally built in 1903, with two wings added since 1995, and consists of approximately 71,000 square feet. The school is known for being a fine arts academy and a National Blue Ribbon School. It focuses a portion of the school day on core instruction followed by fine arts, with an emphasis in dance. The original building's age creates issues in how the campus can use certain spaces. Studios have been converted to accommodate some of the school's notable programs, including music.

Educational Suitability

Assessment Score:

--- District Elementary School's ESA Average: 64

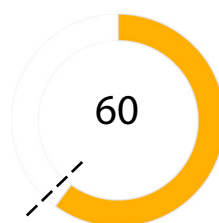


- Very Unsatisfactory 0-35
- Unsatisfactory 36-50
- Average 51-65
- Satisfactory 66-80
- Very Satisfactory 81-100

Facility Condition

Assessment Score:

--- District Elementary School's FCA Average: 62



Questions/Comments?
Email: Assessments@perkinswill.com

Educational Suitability and Facility Condition Assessments - 2021

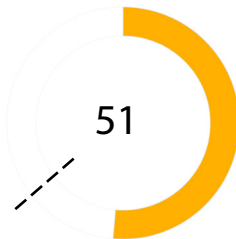
The ESA evaluates how well a facility supports teaching and learning using the district's Educational Specifications as the standard. It includes items such as the exterior, general building, security, controllability of lighting, furniture, academic and administrative spaces, and technology.

The FCA evaluates the physical condition of a facility to measure what systems are broken, aging, etc. This includes items such as roofing, heating and air conditioning, plumbing, electrical, site drainage, and parking.

Both assessments incorporate data, staff interviews, facility walk-throughs, cost-estimating, and analysis.

ESA Score:

--- District Elementary School's ESA Average: 64



General Building

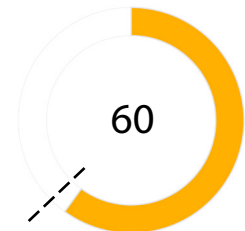
1 - Exterior	43
2 - Outdoor Learning and Activity	40
3 - General Building	38
4 - Security	51
5 - Environmental Quality	68
6 - Controllability of Systems	68
7 - Furniture, Fixtures, Equipment	75

Academics

8 - Academics & Learning	37
9 - Visual and Performing Arts	60
10 - PE and Wellness	70
11 - Food Service	60
12 - Media Resources	50
13 - Technology	30
14 - Administration Spaces	30






FCA Score:

--- District Elementary School's FCA Average: 62



Campus-wide

1 - Exterior Architecture	51
2 - Interior Architecture	33
3 - Structural	100
4 - Mechanical / HVAC	67
5 - Electrical	62
6 - Plumbing	82
7 - Site / Civil	0
8 - Crawlspace	100

	Very Unsatisfactory	0-35
	Unsatisfactory	36-50
	Average	51-65
	Satisfactory	66-80
	Very Satisfactory	81-100

Questions/Comments?
Email: Assessments@perkinswill.com