

Educational Suitability and Facility Condition Assessments - 2021



Building Address:
3309 Kerbey Lane
Austin, TX 78703

Building Square Footage: 37,500 SF
Site Acreage: 6 Acres
Date of First Construction: 1939

Student Demographics:

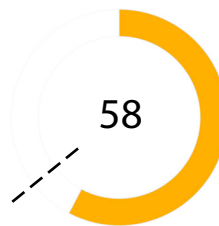
Demographic	Percentage
African American	2.4%
Hispanic	19.9%
White	68.7%
American Indian	0.0%
Asian	3.5%
Pacific Islander	0.0%
Two or More Races	5.4%
Economically Disadvantaged	12.9%
English Language Learners	2.7%
Special Education	5.9%
Enrollment	371

Facility Summary

Bryker Woods Elementary School, serving an enrollment of approximately 375 students, is in central Austin. The campus is located in an established central Austin neighborhood and still maintains the original structure built in 1939. Additions have been made to expand with enrollment growth over the years. The original building was built in the 1930s, followed by additions in 1949 and 1999. The total square footage is approximately 37,500 SF. The school offers band and orchestra programs as well as fifth-grade opera. Signature programs include certified language therapist, fine arts and social and emotional learning.

Educational Suitability Assessment Score:

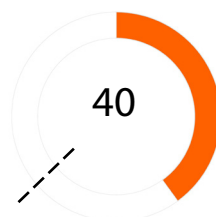
--- District Elementary School's ESA Average: 64



- Very Unsatisfactory 0-35
- Unsatisfactory 36-50
- Average 51-65
- Satisfactory 66-80
- Very Satisfactory 81-100

Facility Condition Assessment Score:

--- District Elementary School's FCA Average: 62



Questions/Comments?
Email: Assessments@perkinswill.com

Educational Suitability and Facility Condition Assessments - 2021

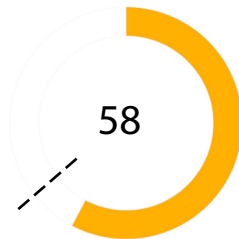
The ESA evaluates how well a facility supports teaching and learning using the district's Educational Specifications as the standard. It includes items such as the exterior, general building, security, controllability of lighting, furniture, academic and administrative spaces, and technology.

The FCA evaluates the physical condition of a facility to measure what systems are broken, aging, etc. This includes items such as roofing, heating and air conditioning, plumbing, electrical, site drainage, and parking.

Both assessments incorporate data, staff interviews, facility walk-throughs, cost-estimating, and analysis.

ESA Score:

--- District Elementary School's ESA Average: 64



General Building

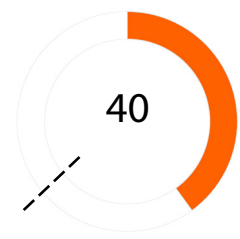
1 - Exterior	26
2 - Outdoor Learning and Activity	73
3 - General Building	51
4 - Security	75
5 - Environmental Quality	80
6 - Controllability of Systems	68
7 - Furniture, Fixtures, Equipment	75

Academics

8 - Academics & Learning	33
9 - Visual and Performing Arts	47
10 - PE and Wellness	80
11 - Food Service	50
12 - Media Resources	50
13 - Technology	50
14 - Administration Spaces	50






FCA Score:

--- District Elementary School's FCA Average: 62



Campus-wide

1 - Exterior Architecture	57
2 - Interior Architecture	19
3 - Structural	99
4 - Mechanical / HVAC	77
5 - Electrical	34
6 - Plumbing	0
7 - Site / Civil	9
8 - Crawlspace	15

	Very Unsatisfactory	0-35
	Unsatisfactory	36-50
	Average	51-65
	Satisfactory	66-80
	Very Satisfactory	81-100

Questions/Comments?
Email: Assessments@perkinswill.com