

## Educational Suitability and Facility Condition Assessments - 2021



Building Address:  
5601 Manchaca Rd  
Austin, TX 78745

Building Square Footage: 348,300 SF  
Site Acreage: 40 Acres  
Date of First Construction: 1969

### Student Demographics:

Demographic	Percentage
African American	5.9%
Hispanic	73.2%
White	16.7%
American Indian	0.1%
Asian	1.0%
Pacific Islander	0.1%
Two or More Races	2.9%
Economically Disadvantaged	63.4%
English Language Learners	18.2%
Special Education	16.2%
Enrollment	1550

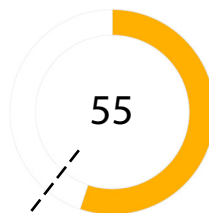
### Facility Summary

Crockett Early College High School serves an enrollment of approximately 1,560 students in south Austin and is known for its career and technology programs. The school offers articulated classes and certifications for students so that they may graduate ready to enter the workforce. The automotive and construction programs are of particular interest, as each are in specialized facilities with a wide range of equipment and classes. It was built in 1969 and consists of approximately 350,000 square feet on 40 acres.

### Educational Suitability

#### Assessment Score:

--- District High  
School's ESA Average: 61

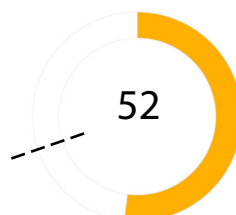


- Very Unsatisfactory 0-35
- Unsatisfactory 36-50
- Average 51-65
- Satisfactory 66-80
- Very Satisfactory 81-100

### Facility Condition

#### Assessment Score:

--- District High  
School's FCA Average: 69



Questions/Comments?  
Email: [Assessments@perkinswill.com](mailto:Assessments@perkinswill.com)

## Educational Suitability and Facility Condition Assessments - 2021

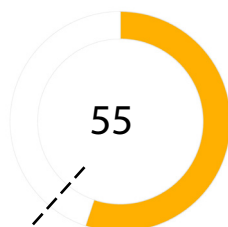
The ESA evaluates how well a facility supports teaching and learning using the district's Educational Specifications as the standard. It includes items such as the exterior, general building, security, controllability of lighting, furniture, academic and administrative spaces, and technology.

The FCA evaluates the physical condition of a facility to measure what systems are broken, aging, etc. This includes items such as roofing, heating and air conditioning, plumbing, electrical, site drainage, and parking.

Both assessments incorporate data, staff interviews, facility walk-throughs, cost-estimating, and analysis.

### ESA Score:

--- District High School's ESA Average: 61



#### General Building

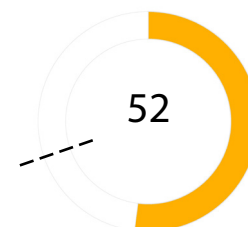
- 1 - Exterior 40
- 2 - Outdoor Learning and Activity 70
- 3 - General Building 49
- 4 - Security 37
- 5 - Environmental Quality 68
- 6 - Controllability of Systems 28
- 7 - Furniture, Fixtures, Equipment 49

#### Academics

- 8 - Academics & Learning 55
- 9 - CTE Career Connected Learning 72
- 10 - Visual and Performing Arts 63
- 11 - Athletics and Wellness 50
- 12 - Food Service 80
- 13 - Media Resources 80
- 14 - Technology 40
- 15 - Administration Spaces 45

### FCA Score:

--- District High School's FCA Average: 69



#### Campus-wide

- 1 - Exterior Architecture 32
- 2 - Interior Architecture 69
- 3 - Structural 100
- 4 - Mechanical / HVAC 64
- 5 - Electrical 31
- 6 - Plumbing 77
- 7 - Site / Civil 36
- 8 - Crawlspace 9

- Very Unsatisfactory 0-35
- Unsatisfactory 36-50
- Average 51-65
- Satisfactory 66-80
- Very Satisfactory 81-100

Questions/Comments?  
Email: [Assessments@perkinswill.com](mailto:Assessments@perkinswill.com)