

Educational Suitability and Facility Condition Assessments - 2021



Building Address:
7412 W. Slaughter Lane
Austin, TX 78749

Building Square Footage: 169,000 SF
Site Acreage: 42 acres
Date of First Construction: 2009

Student Demographics:

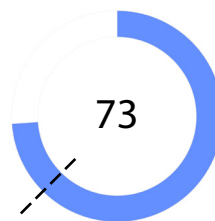
Demographic	Percentage
African American	1.9%
Hispanic	22.2%
White	63.9%
American Indian	0.3%
Asian	6.2%
Pacific Islander	0.1%
Two or More Races	5.5%
Economically Disadvantaged	8.5%
English Language Learners	3.4%
Special Education	11.8%
Enrollment	1330

Facility Summary

Gorzycki Middle School serves an enrollment of approximately 1,330 students and is in southwest Austin. The school opened in 2009 and has approximately 169,000 square feet of building space on 40 acres. The school focuses on social-emotional learning, and in general, the learning spaces are appropriately configured. The outdoor learning spaces are large, and there is enough space to have two separate areas – one for goats and one for chickens. The exterior play fields as well as the track appear to be in satisfactory condition. The overall facility is well-maintained and appears to be in good condition.

Educational Suitability Assessment Score:

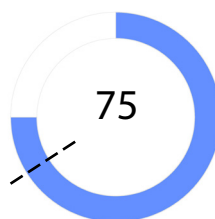
--- District Middle School's ESA Average: 62



- Very Unsatisfactory 0-35
- Unsatisfactory 36-50
- Average 51-65
- Satisfactory 66-80
- Very Satisfactory 81-100

Facility Condition Assessment Score:

--- District Middle School's FCA Average: 66



Questions/Comments?
Email: Assessments@perkinswill.com

Educational Suitability and Facility Condition Assessments - 2021

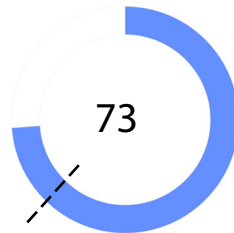
The ESA evaluates how well a facility supports teaching and learning using the district's Educational Specifications as the standard. It includes items such as the exterior, general building, security, controllability of lighting, furniture, academic and administrative spaces, and technology.

The FCA evaluates the physical condition of a facility to measure what systems are broken, aging, etc. This includes items such as roofing, heating and air conditioning, plumbing, electrical, site drainage, and parking.

Both assessments incorporate data, staff interviews, facility walk-throughs, cost-estimating, and analysis.

ESA Score:

--- District Middle School's ESA Average: 62



General Building

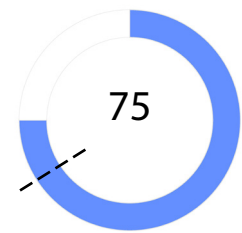
1 - Exterior	80
2 - Outdoor Learning and Activity	100
3 - General Building	60
4 - Security	75
5 - Environmental Quality	88
6 - Controllability of Systems	92
7 - Furniture, Fixtures, Equipment	35

Academics

8 - Academics & Learning	54
9 - CTE Career Connected Learning	77
10 - Visual and Performing Arts	71
11 - Athletics and Wellness	79
12 - Food Service	80
13 - Media Resources	63
14 - Technology	75
15 - Administration Spaces	70






FCA Score:

--- District Middle School's FCA Average: 66



Campus-wide

1 - Exterior Architecture	100
2 - Interior Architecture	54
3 - Structural	100
4 - Mechanical / HVAC	73
5 - Electrical	89
6 - Plumbing	83
7 - Site / Civil	100
8 - Crawlspace	N/A

	Very Unsatisfactory	0-35
	Unsatisfactory	36-50
	Average	51-65
	Satisfactory	66-80
	Very Satisfactory	81-100

Questions/Comments?
Email: Assessments@perkinswill.com