

## Educational Suitability and Facility Condition Assessments - 2021



Building Address:  
3601 Govalle Ave  
Austin, TX 78702

Building Square Footage: 81,000 SF  
Site Acreage: 9 Acres  
Date of First Construction: 2018

### Student Demographics:

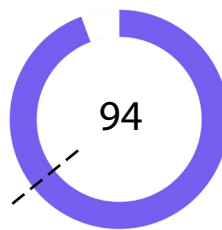
Demographic	Percentage
African American	15.7%
Hispanic	82.2%
White	0.5%
American Indian	0.3%
Asian	0.3%
Pacific Islander	0.0%
Two or More Races	1.1%
Economically Disadvantaged	88.6%
English Language Learners	33.8%
Special Education	22.7%
Enrollment	370

### Facility Summary

Govalle Elementary School, serving an enrollment of approximately 370 students, is in east Austin. It was one of the first projects completed as part of the 2017 bond program and fully replaced the old Govalle Elementary School originally built in 1931. The school opened in mid-February 2020. The school offers a wide range of programs, including pre-K, dual language and STEM education. The building is two stories at the classrooms wings, and there is ample access to daylight throughout. The school has a generous collection of learning spaces, from appropriately sized studios to small group rooms and flexible learning spaces, all meeting the district's Educational Specifications.

### Educational Suitability Assessment Score:

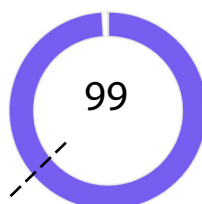
--- District Elementary School's ESA Average: 64



- Very Unsatisfactory 0-35
- Unsatisfactory 36-50
- Average 51-65
- Satisfactory 66-80
- Very Satisfactory 81-100

### Facility Condition Assessment Score:

--- District Elementary School's FCA Average: 62



Questions/Comments?  
Email: [Assessments@perkinswill.com](mailto:Assessments@perkinswill.com)

## Educational Suitability and Facility Condition Assessments - 2021

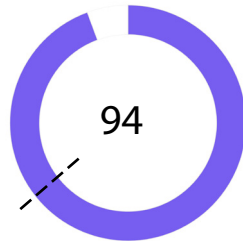
The ESA evaluates how well a facility supports teaching and learning using the district's Educational Specifications as the standard. It includes items such as the exterior, general building, security, controllability of lighting, furniture, academic and administrative spaces, and technology.

The FCA evaluates the physical condition of a facility to measure what systems are broken, aging, etc. This includes items such as roofing, heating and air conditioning, plumbing, electrical, site drainage, and parking.

Both assessments incorporate data, staff interviews, facility walk-throughs, cost-estimating, and analysis.

### ESA Score:

--- District Elementary School's ESA Average: 64



#### General Building

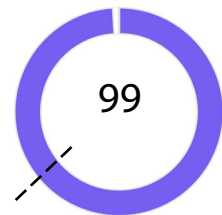
1 - Exterior	100
2 - Outdoor Learning and Activity	93
3 - General Building	93
4 - Security	98
5 - Environmental Quality	92
6 - Controllability of Systems	100
7 - Furniture, Fixtures, Equipment	95

#### Academics

8 - Academics & Learning	93
9 - Visual and Performing Arts	100
10 - PE and Wellness	90
11 - Food Service	90
12 - Media Resources	87
13 - Technology	100
14 - Administration Spaces	90






### FCA Score:

--- District Elementary School's FCA Average: 62



#### Campus-wide

1 - Exterior Architecture	100
2 - Interior Architecture	90
3 - Structural	100
4 - Mechanical / HVAC	100
5 - Electrical	100
6 - Plumbing	100
7 - Site / Civil	100
8 - Crawlspace	100

	Very Unsatisfactory	0-35
	Unsatisfactory	36-50
	Average	51-65
	Satisfactory	66-80
	Very Satisfactory	81-100

Questions/Comments?  
Email: [Assessments@perkinswill.com](mailto:Assessments@perkinswill.com)