

Educational Suitability and Facility Condition Assessments -2021



Building Address:
1711 Wheless Lane
Austin, TX 78723

Building Square Footage: 57,200 SF
Site Acreage: 7 Acres
Date of First Construction: 1955

Student Demographics:

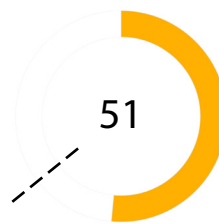
Demographic	Percentage
African American	15.9%
Hispanic	78.6%
White	2.7%
American Indian	0.0%
Asian	1.4%
Pacific Islander	0.0%
Two or More Races	1.4%
Economically Disadvantaged	89.9%
English Language Learners	62.2%
Special Education	13.3%
Enrollment	415

Facility Summary

Harris Elementary School, serving an enrollment of approximately 415 students, is in northeast Austin off Wheless Lane. This school is part of a diverse community of students representing 15 cultures and languages. Harris offers dual language classes to students and has aligned its educational programming with the district’s Creative Learning Initiative. The school was originally built in 1955 and features outdoor breezeways to access most of the studio spaces. This layout allows studios to have direct access to daylight and access to the outdoor courtyards adjacent. An annex building was constructed in the late 1990s and added 11 learning spaces to the school.

Educational Suitability Assessment Score:

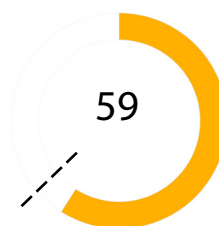
--- District Elementary School’s ESA Average: 64



- Very Unsatisfactory 0-35
- Unsatisfactory 36-50
- Average 51-65
- Satisfactory 66-80
- Very Satisfactory 81-100

Facility Condition Assessment Score:

--- District Elementary School’s FCA Average: 62



Questions/Comments?
Email: Assessments@perkinswill.com

Educational Suitability and Facility Condition Assessments -2021

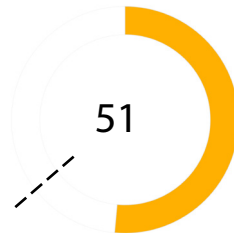
The ESA evaluates how well a facility supports teaching and learning using the district's Educational Specifications as the standard. It includes items such as the exterior, general building, security, controllability of lighting, furniture, academic and administrative spaces, and technology.

The FCA evaluates the physical condition of a facility to measure what systems are broken, aging, etc. This includes items such as roofing, heating and air conditioning, plumbing, electrical, site drainage, and parking.

Both assessments incorporate data, staff interviews, facility walk-throughs, cost-estimating, and analysis.

ESA Score:

--- District
Elementary
School's ESA
Average: 64



General Building

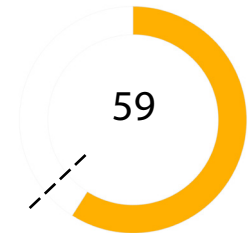
1 - Exterior	49
2 - Outdoor Learning and Activity	67
3 - General Building	49
4 - Security	45
5 - Environmental Quality	84
6 - Controllability of Systems	44
7 - Furniture, Fixtures, Equipment	60

Academics

8 - Academics & Learning	37
9 - Visual and Performing Arts	47
10 - PE and Wellness	50
11 - Food Service	40
12 - Media Resources	50
13 - Technology	45
14 - Administration Spaces	55






FCA Score:

--- District
Elementary
School's FCA
Average: 62



Campus-wide

1 - Exterior Architecture	84
2 - Interior Architecture	53
3 - Structural	100
4 - Mechanical / HVAC	38
5 - Electrical	43
6 - Plumbing	66
7 - Site / Civil	0
8 - Crawlspace	N/A

	Very Unsatisfactory	0-35
	Unsatisfactory	36-50
	Average	51-65
	Satisfactory	66-80
	Very Satisfactory	81-100

Questions/Comments?
Email: Assessments@perkinswill.com