

## Educational Suitability and Facility Condition Assessments -2021



Building Address:  
8301 Furness Drive  
Austin, TX 78753

Building Square Footage: 81,000 SF  
Site Acreage: 13 Acres  
Date of First Construction: 1998

### Student Demographics:

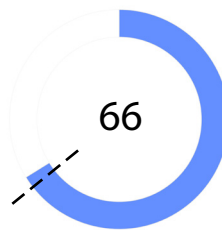
Demographic	Percentage
African American	7.7%
Hispanic	85.4%
White	4.0%
American Indian	0.2%
Asian	2.1%
Pacific Islander	0.0%
Two or More Races	0.5%
Economically Disadvantaged	90.7%
English Language Learners	79.1%
Special Education	15.3%
Enrollment	569

### Facility Summary

Hart Elementary School serves an enrollment of approximately 570 students in northeast Austin. It was originally built in 1998, and an addition was added in 2010. The campus is composed of multiple buildings totaling approximately 81,000 square feet on a 13-acre site. The school prides itself on being a community of learners dedicating to helping students develop their knowledge while learning how to contribute to their community. They are a dual-language campus and a part of the northeast Austin Communities for Education Readiness (NACER).

### Educational Suitability Assessment Score:

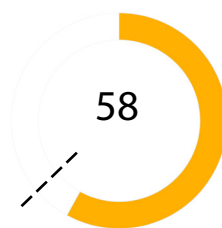
--- District Elementary School's ESA Average: 64



- Very Unsatisfactory 0-35
- Unsatisfactory 36-50
- Average 51-65
- Satisfactory 66-80
- Very Satisfactory 81-100

### Facility Condition Assessment Score:

--- District Elementary School's FCA Average: 62



Questions/Comments?  
Email: [Assessments@perkinswill.com](mailto:Assessments@perkinswill.com)

## Educational Suitability and Facility Condition Assessments -2021

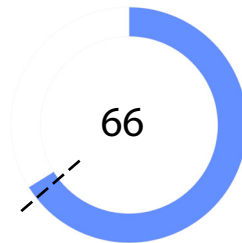
The ESA evaluates how well a facility supports teaching and learning using the district's Educational Specifications as the standard. It includes items such as the exterior, general building, security, controllability of lighting, furniture, academic and administrative spaces, and technology.

The FCA evaluates the physical condition of a facility to measure what systems are broken, aging, etc. This includes items such as roofing, heating and air conditioning, plumbing, electrical, site drainage, and parking.

Both assessments incorporate data, staff interviews, facility walk-throughs, cost-estimating, and analysis.

### ESA Score:

--- District  
 Elementary  
 School's ESA  
 Average: 64



#### General Building

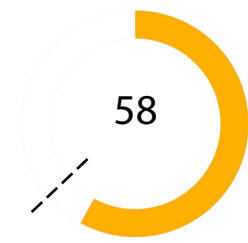
1 - Exterior	86
2 - Outdoor Learning and Activity	80
3 - General Building	69
4 - Security	45
5 - Environmental Quality	88
6 - Controllability of Systems	60
7 - Furniture, Fixtures, Equipment	69

#### Academics

8 - Academics & Learning	53
9 - Visual and Performing Arts	73
10 - PE and Wellness	70
11 - Food Service	70
12 - Media Resources	53
13 - Technology	60
14 - Administration Spaces	50






### FCA Score:

--- District  
 Elementary  
 School's FCA  
 Average: 62



#### Campus-wide

1 - Exterior Architecture	91
2 - Interior Architecture	48
3 - Structural	100
4 - Mechanical / HVAC	34
5 - Electrical	58
6 - Plumbing	79
7 - Site / Civil	34
8 - Crawlspace	100

	Very Unsatisfactory	0-35
	Unsatisfactory	36-50
	Average	51-65
	Satisfactory	66-80
	Very Satisfactory	81-100

Questions/Comments?  
 Email: [Assessments@perkinswill.com](mailto:Assessments@perkinswill.com)