

Educational Suitability and Facility Condition Assessments -2021



Building Address:
8601 Tallwood Drive
Austin, TX 78759

Building Square Footage: 70,000 SF
Site Acreage: 8 Acres
Date of First Construction: 1970

Student Demographics:

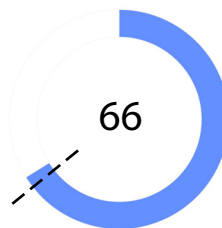
Demographic	Percentage
African American	2.9%
Hispanic	18.2%
White	65.5%
American Indian	0.0%
Asian	7.4%
Pacific Islander	0.0%
Two or More Races	6.1%
Economically Disadvantaged	12.8%
English Language Learners	9.7%
Special Education	8.5%
Enrollment	869

Facility Summary

Hill Elementary School serves an enrollment of approximately 870 students in northwest Austin. It was built in 1970, with a small stand-alone building added in 1990. The campus consists of approximately 70,000 square feet on an 8-acre site. The campus is getting a 23,500-square-foot addition from the 2017 bond program that will be completed for the 2021-22 school year. This assessment includes the scope of work in the addition, which comprises a gymnasium, studios, professional learning center, maker space and collaboration spaces. This addition will be used for fourth-grade studios as well as an art studio.

Educational Suitability Assessment Score:

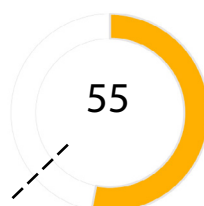
--- District Elementary School's ESA Average: 64



- Very Unsatisfactory 0-35
- Unsatisfactory 36-50
- Average 51-65
- Satisfactory 66-80
- Very Satisfactory 81-100

Facility Condition Assessment Score:

--- District Elementary School's FCA Average: 62



Questions/Comments?
Email: Assessments@perkinswill.com

Educational Suitability and Facility Condition Assessments -2021

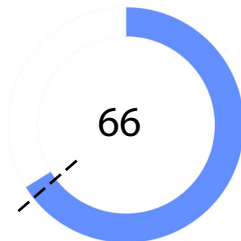
The ESA evaluates how well a facility supports teaching and learning using the district's Educational Specifications as the standard. It includes items such as the exterior, general building, security, controllability of lighting, furniture, academic and administrative spaces, and technology.

The FCA evaluates the physical condition of a facility to measure what systems are broken, aging, etc. This includes items such as roofing, heating and air conditioning, plumbing, electrical, site drainage, and parking.

Both assessments incorporate data, staff interviews, facility walk-throughs, cost-estimating, and analysis.

ESA Score:

--- District Elementary School's ESA Average: 64



General Building

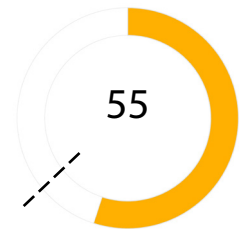
1 - Exterior	66
2 - Outdoor Learning and Activity	93
3 - General Building	56
4 - Security	62
5 - Environmental Quality	76
6 - Controllability of Systems	60
7 - Furniture, Fixtures, Equipment	71

Academics

8 - Academics & Learning	60
9 - Visual and Performing Arts	60
10 - PE and Wellness	10
11 - Food Service	50
12 - Media Resources	63
13 - Technology	65
14 - Administration Spaces	45






FCA Score:

--- District Elementary School's FCA Average: 62



Campus-wide

1 - Exterior Architecture	84
2 - Interior Architecture	35
3 - Structural	100
4 - Mechanical / HVAC	45
5 - Electrical	98
6 - Plumbing	50
7 - Site / Civil	0
8 - Crawlspace	50

	Very Unsatisfactory	0-35
	Unsatisfactory	36-50
	Average	51-65
	Satisfactory	66-80
	Very Satisfactory	81-100

Questions/Comments?
Email: Assessments@perkinswill.com