


Educational Suitability and Facility Condition Assessments -2021



Building Address:
5913 La Crosse Ave
Austin, TX 78739

Building Square Footage: 75,000 SF
Site Acreage: 12 Acres
Date of First Construction: 1992

Student Demographics:

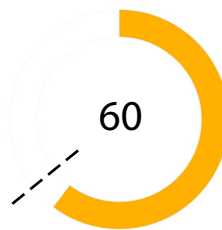
Demographic	Percentage
African American	1.8%
Hispanic	16.4%
White	63.3%
American Indian	0.1%
Asian	12.4%
Pacific Islander	0.0%
Two or More Races	6.1%
Economically Disadvantaged	9.8%
English Language Learners	8.1%
Special Education	10.1%
Enrollment	800

Facility Summary

Kiker Elementary School, serving an enrollment of approximately 800 students in southwest Austin, is known for its parental engagement and is a tranquil campus serving the Circle C neighborhood. The school was built in 1992 and has 75,000 square feet on an 11.5-acre site. The school is overall in good condition. The campus is expansive but welcoming. Large outdoor spaces could adequately house outdoor learning and activities, but current infrastructure to provide these opportunities is lacking.

Educational Suitability Assessment Score:

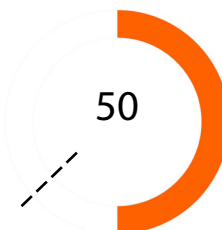
--- District Elementary School's ESA Average: 64



- Very Unsatisfactory 0-35
- Unsatisfactory 36-50
- Average 51-65
- Satisfactory 66-80
- Very Satisfactory 81-100

Facility Condition Assessment Score:

--- District Elementary School's FCA Average: 62



Questions/Comments?
Email: Assessments@perkinswill.com

Educational Suitability and Facility Condition Assessments -2021

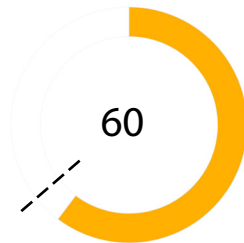
The ESA evaluates how well a facility supports teaching and learning using the district's Educational Specifications as the standard. It includes items such as the exterior, general building, security, controllability of lighting, furniture, academic and administrative spaces, and technology.

The FCA evaluates the physical condition of a facility to measure what systems are broken, aging, etc. This includes items such as roofing, heating and air conditioning, plumbing, electrical, site drainage, and parking.

Both assessments incorporate data, staff interviews, facility walk-throughs, cost-estimating, and analysis.

ESA Score:

--- District Elementary School's ESA Average: 64



General Building

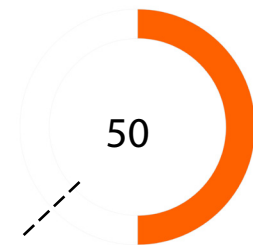
- 1 - Exterior 74
- 2 - Outdoor Learning and Activity 40
- 3 - General Building 40
- 4 - Security 68
- 5 - Environmental Quality 72
- 6 - Controllability of Systems 68
- 7 - Furniture, Fixtures, Equipment 59

Academics

- 8 - Academics & Learning 41
- 9 - Visual and Performing Arts 60
- 10 - PE and Wellness 70
- 11 - Food Service 60
- 12 - Media Resources 67
- 13 - Technology 45
- 14 - Administration Spaces 80

FCA Score:

--- District Elementary School's FCA Average: 62



Campus-wide

- 1 - Exterior Architecture 86
- 2 - Interior Architecture 51
- 3 - Structural 100
- 4 - Mechanical / HVAC 21
- 5 - Electrical 31
- 6 - Plumbing 79
- 7 - Site / Civil 0
- 8 - Crawlspace 100

- Very Unsatisfactory 0-35
- Unsatisfactory 36-50
- Average 51-65
- Satisfactory 66-80
- Very Satisfactory 81-100

Questions/Comments?
Email: Assessments@perkinwill.com