

## Educational Suitability and Facility Condition Assessments -2021



Building Address:  
9800 Curlew Drive  
Austin, TX 78748

Building Square Footage: 78,700 SF  
Site Acreage: 12 Acres  
Date of First Construction: 1986

### Student Demographics:

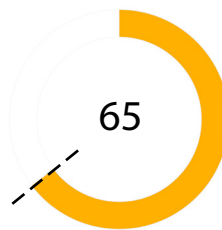
Demographic	Percentage
African American	7.3%
Hispanic	56.4%
White	29.6%
American Indian	0.2%
Asian	1.8%
Pacific Islander	0.7%
Two or More Races	4.0%
Economically Disadvantaged	65.7%
English Language Learners	17.4%
Special Education	13.8%
Enrollment	551

## Facility Summary

Kocurek Elementary School, serving an enrollment of approximately 550 students, including pre-K through fifth grade, is in south Austin. It was originally built in 1986 (studio addition built in 1998) and consists of approximately 78,700 square feet on 12 acres. The school is known for its signature programs in Certified Academic Language Therapy and Social and Emotional Learning. Kocurek Elementary has well-configured learning neighborhoods with studios surrounding a common open space, which is used for collaboration and breakout groups.

### Educational Suitability Assessment Score:

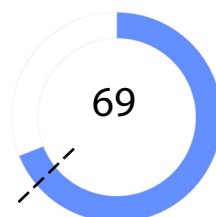
--- District Elementary School's ESA Average: 64



- Very Unsatisfactory 0-35
- Unsatisfactory 36-50
- Average 51-65
- Satisfactory 66-80
- Very Satisfactory 81-100

### Facility Condition Assessment Score:

--- District Elementary School's FCA Average: 62



Questions/Comments?  
Email: [Assessments@perkinswill.com](mailto:Assessments@perkinswill.com)

## Educational Suitability and Facility Condition Assessments -2021

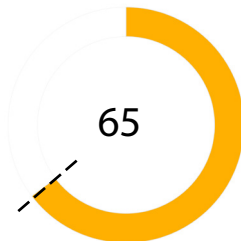
The ESA evaluates how well a facility supports teaching and learning using the district's Educational Specifications as the standard. It includes items such as the exterior, general building, security, controllability of lighting, furniture, academic and administrative spaces, and technology.

The FCA evaluates the physical condition of a facility to measure what systems are broken, aging, etc. This includes items such as roofing, heating and air conditioning, plumbing, electrical, site drainage, and parking.

Both assessments incorporate data, staff interviews, facility walk-throughs, cost-estimating, and analysis.

### ESA Score:

--- District Elementary School's ESA Average: 64



#### General Building

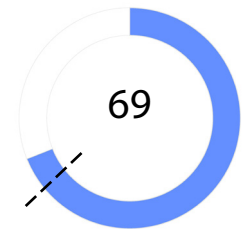
1 - Exterior	77
2 - Outdoor Learning and Activity	80
3 - General Building	36
4 - Security	62
5 - Environmental Quality	72
6 - Controllability of Systems	60
7 - Furniture, Fixtures, Equipment	69

#### Academics

8 - Academics & Learning	70
9 - Visual and Performing Arts	60
10 - PE and Wellness	60
11 - Food Service	80
12 - Media Resources	70
13 - Technology	55
14 - Administration Spaces	55






### FCA Score:

--- District Elementary School's FCA Average: 62



#### Campus-wide

1 - Exterior Architecture	97
2 - Interior Architecture	49
3 - Structural	100
4 - Mechanical / HVAC	70
5 - Electrical	47
6 - Plumbing	99
7 - Site / Civil	17
8 - Crawlspace	42

	Very Unsatisfactory	0-35
	Unsatisfactory	36-50
	Average	51-65
	Satisfactory	66-80
	Very Satisfactory	81-100

Questions/Comments?  
Email: [Assessments@perkinswill.com](mailto:Assessments@perkinswill.com)