

Educational Suitability and Facility Condition Assessments -2021



Building Address:
2206 Blue Meadow
Austin, TX 78744

Building Square Footage: 57,700 SF
Site Acreage: 10 Acres
Date of First Construction: 1980

Student Demographics:

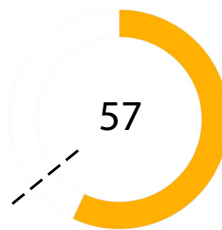
Demographic	Percentage
African American	6.4%
Hispanic	89.7%
White	2.2%
American Indian	0.0%
Asian	0.8%
Pacific Islander	0.0%
Two or More Races	1.0%
Economically Disadvantaged	95.2%
English Language Learners	56.1%
Special Education	16.1%
Enrollment	503

Facility Summary

Langford Elementary School, serving an enrollment of approximately 500 students in southeast Austin, is a neighborhood school built in 1980 with additions occurring in subsequent years. The building is approximately 58,000 square feet and sits on 10 acres. The learning spaces are set up in pods off the main corridor grouping six studios in a pod. In the center of each pod are the restrooms, a multipurpose room, storage and workroom. The gym and cafeteria can open into one space for larger events.

Educational Suitability Assessment Score:

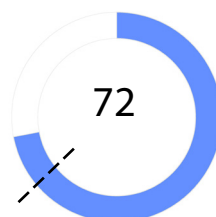
--- District Elementary School's ESA Average: 64



- Very Unsatisfactory 0-35
- Unsatisfactory 36-50
- Average 51-65
- Satisfactory 66-80
- Very Satisfactory 81-100

Facility Condition Assessment Score:

--- District Elementary School's FCA Average: 62



Questions/Comments?
Email: Assessments@perkinswill.com

Educational Suitability and Facility Condition Assessments -2021

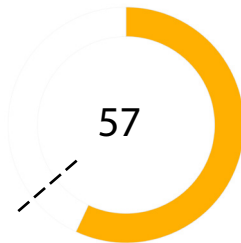
The ESA evaluates how well a facility supports teaching and learning using the district's Educational Specifications as the standard. It includes items such as the exterior, general building, security, controllability of lighting, furniture, academic and administrative spaces, and technology.

The FCA evaluates the physical condition of a facility to measure what systems are broken, aging, etc. This includes items such as roofing, heating and air conditioning, plumbing, electrical, site drainage, and parking.

Both assessments incorporate data, staff interviews, facility walk-throughs, cost-estimating, and analysis.

ESA Score:

--- District Elementary School's ESA Average: 64



General Building

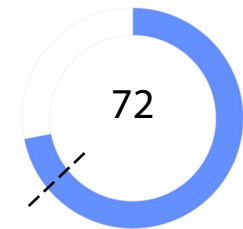
- 1 - Exterior 60
- 2 - Outdoor Learning and Activity 60
- 3 - General Building 44
- 4 - Security 63
- 5 - Environmental Quality 64
- 6 - Controllability of Systems 68
- 7 - Furniture, Fixtures, Equipment 75

Academics

- 8 - Academics & Learning 50
- 9 - Visual and Performing Arts 60
- 10 - PE and Wellness 40
- 11 - Food Service 50
- 12 - Media Resources 53
- 13 - Technology 55
- 14 - Administration Spaces 55

FCA Score:

--- District Elementary School's FCA Average: 62



Campus-wide

- 1 - Exterior Architecture 98
- 2 - Interior Architecture 57
- 3 - Structural 99
- 4 - Mechanical / HVAC 82
- 5 - Electrical 79
- 6 - Plumbing 76
- 7 - Site / Civil 19
- 8 - Crawlspace 92

- Very Unsatisfactory 0-35
- Unsatisfactory 36-50
- Average 51-65
- Satisfactory 66-80
- Very Satisfactory 81-100

Questions/Comments?
Email: Assessments@perkinswill.com