

Educational Suitability and Facility Condition Assessments -2021



Building Address:
2800 Metcalfe Road
Austin, TX 78741

Building Square Footage: 69,800 SF
Site Acreage: 10 Acres
Date of First Construction: 1972

Student Demographics:

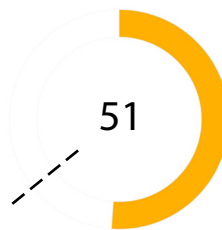
Demographic	Percentage
African American	12.4%
Hispanic	76.7%
White	3.0%
American Indian	0.0%
Asian	7.2%
Pacific Islander	0.0%
Two or More Races	0.7%
Economically Disadvantaged	91.8%
English Language Learners	58.1%
Special Education	13.4%
Enrollment	403

Facility Summary

Linder Elementary School serves an enrollment of approximately 400 students in south Austin. It was built in 1972, with a music building addition in 2008, and consists of approximately 70,000 square feet on 10 acres. The main building is a single level, and the studio wings are connected by a central library and administration. The cafeteria and gym can be accessed after-hours and closed off from the rest of the school. The general appearance of the building is dated, and the interior feels relatively dark due to small openings to the outside.

Educational Suitability Assessment Score:

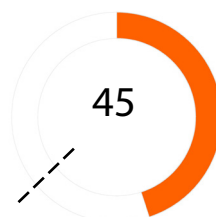
--- District Elementary School's ESA Average: 64



- Very Unsatisfactory 0-35
- Unsatisfactory 36-50
- Average 51-65
- Satisfactory 66-80
- Very Satisfactory 81-100

Facility Condition Assessment Score:

--- District Elementary School's FCA Average: 62



Questions/Comments?
Email: Assessments@perkinswill.com

Educational Suitability and Facility Condition Assessments -2021

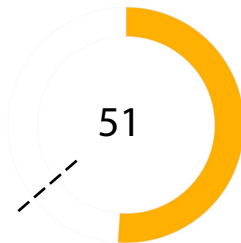
The ESA evaluates how well a facility supports teaching and learning using the district's Educational Specifications as the standard. It includes items such as the exterior, general building, security, controllability of lighting, furniture, academic and administrative spaces, and technology.

The FCA evaluates the physical condition of a facility to measure what systems are broken, aging, etc. This includes items such as roofing, heating and air conditioning, plumbing, electrical, site drainage, and parking.

Both assessments incorporate data, staff interviews, facility walk-throughs, cost-estimating, and analysis.

ESA Score:

--- District Elementary School's ESA Average: 64



General Building

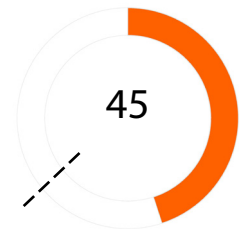
1 - Exterior	71
2 - Outdoor Learning and Activity	60
3 - General Building	49
4 - Security	51
5 - Environmental Quality	44
6 - Controllability of Systems	68
7 - Furniture, Fixtures, Equipment	55

Academics

8 - Academics & Learning	33
9 - Visual and Performing Arts	40
10 - PE and Wellness	60
11 - Food Service	40
12 - Media Resources	50
13 - Technology	45
14 - Administration Spaces	50






FCA Score:

--- District Elementary School's FCA Average: 62



Campus-wide

1 - Exterior Architecture	97
2 - Interior Architecture	72
3 - Structural	100
4 - Mechanical / HVAC	68
5 - Electrical	28
6 - Plumbing	0
7 - Site / Civil	33
8 - Crawlspace	0

	Very Unsatisfactory	0-35
	Unsatisfactory	36-50
	Average	51-65
	Satisfactory	66-80
	Very Satisfactory	81-100

Questions/Comments?
Email: Assessments@perkinswill.com