

## Educational Suitability and Facility Condition Assessments - 2021



Building Address:

1601 Haskell St

Austin, TX 78702

Building Square Footage: 109,000 SF

Site Acreage: 10 Acres

Date of First Construction: 1966

### Student Demographics:

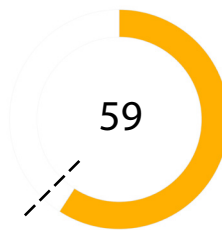
Demographic	Percentage
African American	18.4%
Hispanic	76.2%
White	2.8%
American Indian	0.0%
Asian	1.2%
Pacific Islander	0.2%
Two or More Races	1.2%
Economically Disadvantaged	95.8%
English Language Learners	31.8%
Special Education	24.6%
Enrollment	500

### Facility Summary

Martin Middle School serves an enrollment of approximately 500 students in east Austin. It was constructed in 1966 and consists of approximately 109,000 square feet on 10 acres. The campus is in the Holly neighborhood just north of Lady Bird Lake. The school offers career and technology courses through Project Lead the Way and the Innovation Academy. Science, technology, engineering, arts and math lead the curriculum and provide students a learning environment to design, create and communicate solutions to real-world challenges.

### Educational Suitability Assessment Score:

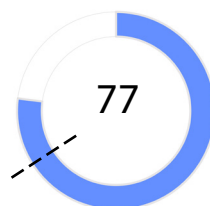
--- District Middle School's ESA Average: 62



- Very Unsatisfactory 0-35
- Unsatisfactory 36-50
- Average 51-65
- Satisfactory 66-80
- Very Satisfactory 81-100

### Facility Condition Assessment Score:

--- District Middle School's FCA Average: 66



Questions/Comments?  
Email: [Assessments@perkinswill.com](mailto:Assessments@perkinswill.com)

## Educational Suitability and Facility Condition Assessments - 2021

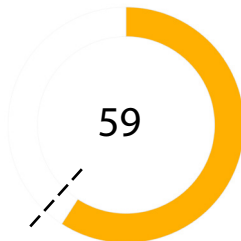
The ESA evaluates how well a facility supports teaching and learning using the district's Educational Specifications as the standard. It includes items such as the exterior, general building, security, controllability of lighting, furniture, academic and administrative spaces, and technology.

The FCA evaluates the physical condition of a facility to measure what systems are broken, aging, etc. This includes items such as roofing, heating and air conditioning, plumbing, electrical, site drainage, and parking.

Both assessments incorporate data, staff interviews, facility walk-throughs, cost-estimating, and analysis.

### ESA Score:

--- District Middle School's ESA Average: 62



#### General Building

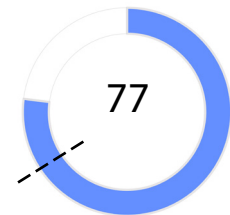
1 - Exterior	71
2 - Outdoor Learning and Activity	80
3 - General Building	80
4 - Security	37
5 - Environmental Quality	68
6 - Controllability of Systems	60
7 - Furniture, Fixtures, Equipment	64

#### Academics

8 - Academics & Learning	46
9 - CTE Career Connected Learning	63
10 - Visual and Performing Arts	60
11 - Athletics and Wellness	63
12 - Food Service	60
13 - Media Resources	50
14 - Technology	40
15 - Administration Spaces	45






### FCA Score:

--- District Middle School's FCA Average: 66



#### Campus-wide

1 - Exterior Architecture	94
2 - Interior Architecture	80
3 - Structural	100
4 - Mechanical / HVAC	81
5 - Electrical	94
6 - Plumbing	0
7 - Site / Civil	11
8 - Crawlspace	100

	Very Unsatisfactory	0-35
	Unsatisfactory	36-50
	Average	51-65
	Satisfactory	66-80
	Very Satisfactory	81-100

Questions/Comments?  
Email: [Assessments@perkinswill.com](mailto:Assessments@perkinswill.com)