

## Educational Suitability and Facility Condition Assessments - 2021



Building Address:  
5600 Sunshine Dr  
Austin, TX 78756

Building Square Footage: 216,000 SF  
Site Acreage: 31 Acres  
Date of First Construction: 1953

### Student Demographics:

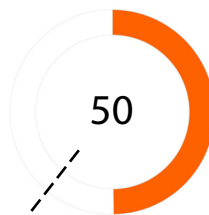
Demographic	Percentage
African American	6.6%
Hispanic	29.5%
White	57.3%
American Indian	0.2%
Asian	1.4%
Pacific Islander	0.2%
Two or More Races	4.8%
Economically Disadvantaged	21.2%
English Language Learners	3.1%
Special Education	8.9%
Enrollment	1828

### Facility Summary

McCallum High School currently serves an enrollment of approximately 1,830 students in north central Austin. The campus serves as AISD's Fine Arts Academy and is open to all students in AISD who wish to attend, provided they are accepted through the admissions process. The original campus was built in 1953, with a new stand-alone addition constructed in 2011 to serve the Fine Arts Academy. The campus consists of approximately 216,000 square feet on 31 acres.

### Educational Suitability Assessment Score:

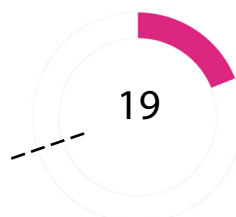
--- District High School's ESA Average: 61



- Very Unsatisfactory 0-35
- Unsatisfactory 36-50
- Average 51-65
- Satisfactory 66-80
- Very Satisfactory 81-100

### Facility Condition Assessment Score:

--- District High School's FCA Average: 69



Questions/Comments?  
Email: [Assessments@perkinswill.com](mailto:Assessments@perkinswill.com)

## Educational Suitability and Facility Condition Assessments - 2021

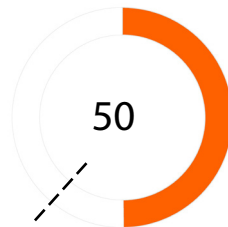
The ESA evaluates how well a facility supports teaching and learning using the district's Educational Specifications as the standard. It includes items such as the exterior, general building, security, controllability of lighting, furniture, academic and administrative spaces, and technology.

The FCA evaluates the physical condition of a facility to measure what systems are broken, aging, etc. This includes items such as roofing, heating and air conditioning, plumbing, electrical, site drainage, and parking.

Both assessments incorporate data, staff interviews, facility walk-throughs, cost-estimating, and analysis.

### ESA Score:

--- District High School's ESA Average: 61



#### General Building

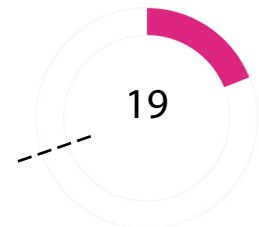
1 - Exterior	69
2 - Outdoor Learning and Activity	80
3 - General Building	36
4 - Security	37
5 - Environmental Quality	48
6 - Controllability of Systems	44
7 - Furniture, Fixtures, Equipment	59

#### Academics

8 - Academics & Learning	43
9 - CTE Career Connected Learning	40
10 - Visual and Performing Arts	63
11 - Athletics and Wellness	58
12 - Food Service	50
13 - Media Resources	37
14 - Technology	45
15 - Administration Spaces	40






### FCA Score:

--- District High School's FCA Average: 69



#### Campus-wide

1 - Exterior Architecture	95
2 - Interior Architecture	29
3 - Structural	99
4 - Mechanical / HVAC	0
5 - Electrical	0
6 - Plumbing	0
7 - Site / Civil	87
8 - Crawlspace	0

 Very Unsatisfactory	0-35
 Unsatisfactory	36-50
 Average	51-65
 Satisfactory	66-80
 Very Satisfactory	81-100

Questions/Comments?  
Email: [Assessments@perkinswill.com](mailto:Assessments@perkinswill.com)