

Educational Suitability and Facility Condition Assessments - 2021



Building Address:
5106 Village Square Drive
Austin, TX 78744

Building Square Footage: 173,000 SF
Site Acreage: 21 Acres
Date of First Construction: 1987

Student Demographics:

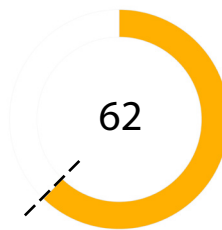
Demographic	Percentage
African American	7.5%
Hispanic	90.1%
White	1.2%
American Indian	0.2%
Asian	0.2%
Pacific Islander	0.0%
Two or More Races	0.9%
Economically Disadvantaged	96.7%
English Language Learners	54.3%
Special Education	23.9%
Enrollment	573

Facility Summary

Mendez Middle School, serving an enrollment of 580 students in southeast Austin, was built in 1987 and consists of 173,000 square feet on a 21-acre site. It is known for its project-based learning and STEM curriculum and is the only school in the district that has KickStart Kids, a program to teach character through karate. This is a popular and growing program at the school. The school is composed of three stand-alone buildings – the main building, performing arts building and a CTE/art shop building.

Educational Suitability Assessment Score:

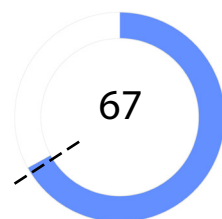
--- District Middle School's ESA Average: 62



- Very Unsatisfactory 0-35
- Unsatisfactory 36-50
- Average 51-65
- Satisfactory 66-80
- Very Satisfactory 81-100

Facility Condition Assessment Score:

--- District Middle School's FCA Average: 66



Questions/Comments?
Email: Assessments@perkinswill.com

Educational Suitability and Facility Condition Assessments - 2021

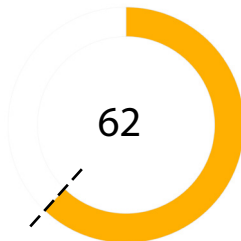
The ESA evaluates how well a facility supports teaching and learning using the district's Educational Specifications as the standard. It includes items such as the exterior, general building, security, controllability of lighting, furniture, academic and administrative spaces, and technology.

The FCA evaluates the physical condition of a facility to measure what systems are broken, aging, etc. This includes items such as roofing, heating and air conditioning, plumbing, electrical, site drainage, and parking.

Both assessments incorporate data, staff interviews, facility walk-throughs, cost-estimating, and analysis.

ESA Score:

--- District Middle School's ESA Average: 62



General Building

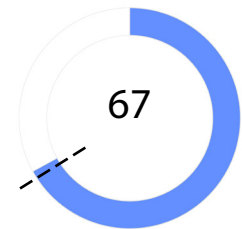
- 1 - Exterior 86
- 2 - Outdoor Learning and Activity 70
- 3 - General Building 49
- 4 - Security 57
- 5 - Environmental Quality 80
- 6 - Controllability of Systems 68
- 7 - Furniture, Fixtures, Equipment 59

Academics

- 8 - Academics & Learning 52
- 9 - CTE Career Connected Learning 37
- 10 - Visual and Performing Arts 57
- 11 - Athletics and Wellness 63
- 12 - Food Service 60
- 13 - Media Resources 70
- 14 - Technology 70
- 15 - Administration Spaces 55

FCA Score:

--- District Middle School's FCA Average: 66



Campus-wide

- 1 - Exterior Architecture 86
- 2 - Interior Architecture 75
- 3 - Structural 100
- 4 - Mechanical / HVAC 64
- 5 - Electrical 41
- 6 - Plumbing 70
- 7 - Site / Civil 30
- 8 - Crawlspace 17

- Very Unsatisfactory 0-35
- Unsatisfactory 36-50
- Average 51-65
- Satisfactory 66-80
- Very Satisfactory 81-100

Questions/Comments?
Email: Assessments@perkinswill.com