

## Educational Suitability and Facility Condition Assessments - 2021



Building Address:  
3100 Rogge Lane  
Austin, TX 78723

Building Square Footage: 58,700 SF  
Site Acreage: 8 Acres  
Date of First Construction: 1957

### Student Demographics:

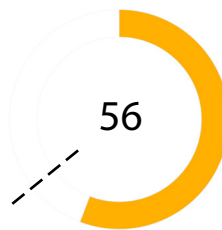
Demographic	Percentage
African American	39.5%
Hispanic	52.6%
White	4.9%
American Indian	0.0%
Asian	0.4%
Pacific Islander	0.0%
Two or More Races	2.6%
Economically Disadvantaged	95.9%
English Language Learners	32.7%
Special Education	17.3%
Enrollment	266

### Facility Summary

Pecan Springs Elementary School serves an enrollment of approximately 260 students and is part of the LBJ ECHS family of schools. The school is located in east Austin and was built in the 1950s. The building is approximately 58,700 square feet and sits on a 7.5-acre site. The overall condition of the campus is average. The Andy Roddick Foundation provides Pecan Springs with a high-quality summer and after-school programs. Activities in the program help build student's resilience and complements the district's social and emotional learning initiatives.

### Educational Suitability Assessment Score:

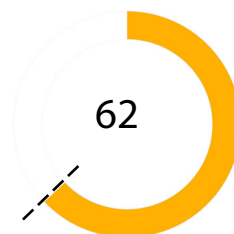
--- District Elementary School's ESA Average: 64



- Very Unsatisfactory 0-35
- Unsatisfactory 36-50
- Average 51-65
- Satisfactory 66-80
- Very Satisfactory 81-100

### Facility Condition Assessment Score:

--- District Elementary School's FCA Average: 62



Questions/Comments?  
Email: [Assessments@perkinswill.com](mailto:Assessments@perkinswill.com)

## Educational Suitability and Facility Condition Assessments - 2021

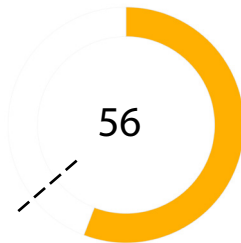
The ESA evaluates how well a facility supports teaching and learning using the district's Educational Specifications as the standard. It includes items such as the exterior, general building, security, controllability of lighting, furniture, academic and administrative spaces, and technology.

The FCA evaluates the physical condition of a facility to measure what systems are broken, aging, etc. This includes items such as roofing, heating and air conditioning, plumbing, electrical, site drainage, and parking.

Both assessments incorporate data, staff interviews, facility walk-throughs, cost-estimating, and analysis.

### ESA Score:

--- District Elementary School's ESA Average: 64



#### General Building

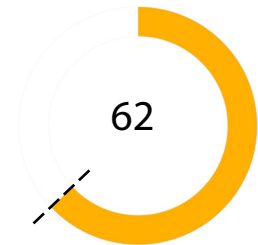
1 - Exterior	86
2 - Outdoor Learning and Activity	67
3 - General Building	56
4 - Security	55
5 - Environmental Quality	68
6 - Controllability of Systems	44
7 - Furniture, Fixtures, Equipment	69

#### Academics

8 - Academics & Learning	30
9 - Visual and Performing Arts	33
10 - PE and Wellness	60
11 - Food Service	40
12 - Media Resources	63
13 - Technology	35
14 - Administration Spaces	75






### FCA Score:

--- District Elementary School's FCA Average: 62



#### Campus-wide

1 - Exterior Architecture	77
2 - Interior Architecture	28
3 - Structural	100
4 - Mechanical / HVAC	37
5 - Electrical	52
6 - Plumbing	57
7 - Site / Civil	0
8 - Crawlspace	100

	Very Unsatisfactory	0-35
	Unsatisfactory	36-50
	Average	51-65
	Satisfactory	66-80
	Very Satisfactory	81-100

Questions/Comments?  
Email: [Assessments@perkinswill.com](mailto:Assessments@perkinswill.com)