

Educational Suitability and Facility Condition Assessments - 2021



Building Address:
4801 Monterey Oaks Blvd
Austin, TX 78749

Building Square Footage: 158,400 SF
Site Acreage: 32.8 Acres
Date of First Construction: 1999

Student Demographics:

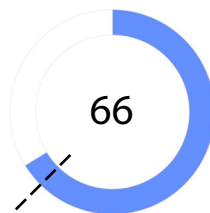
Demographic	Percentage
African American	2.5%
Hispanic	43.0%
White	45.6%
American Indian	0.2%
Asian	3.2%
Pacific Islander	0.0%
Two or More Races	5.5%
Economically Disadvantaged	33.1%
English Language Learners	14.4%
Special Education	14.5%
Enrollment	1181

Facility Summary

Small Middle School, serving a student population of approximately 1,180 students, is in southwest Austin. It was built in 1999 and consists of approximately 158,400 square feet. The school is known for its Green Tech Academy that includes environmental coursework and a tech-focused path through traditional CTE courses or the national pre-engineering curriculum "Project Lead the Way." The campus includes outdoor classroom spaces, a greenhouse, farm animals, and lessons in composting, recycling and water harvesting.

Educational Suitability Assessment Score:

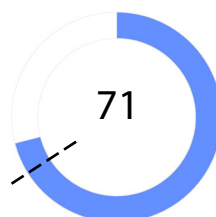
--- District Middle School's ESA Average: 62



- Very Unsatisfactory 0-35
- Unsatisfactory 36-50
- Average 51-65
- Satisfactory 66-80
- Very Satisfactory 81-100

Facility Condition Assessment Score:

--- District Middle School's FCA Average: 66



Questions/Comments?
Email: Assessments@perkinswill.com

Educational Suitability and Facility Condition Assessments - 2021

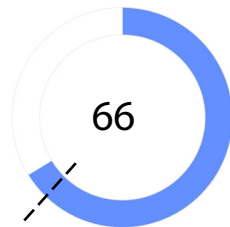
The ESA evaluates how well a facility supports teaching and learning using the district's Educational Specifications as the standard. It includes items such as the exterior, general building, security, controllability of lighting, furniture, academic and administrative spaces, and technology.

The FCA evaluates the physical condition of a facility to measure what systems are broken, aging, etc. This includes items such as roofing, heating and air conditioning, plumbing, electrical, site drainage, and parking.

Both assessments incorporate data, staff interviews, facility walk-throughs, cost-estimating, and analysis.

ESA Score:

--- District Middle School's ESA Average: 62



General Building

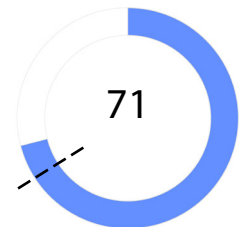
1 - Exterior	86
2 - Outdoor Learning and Activity	90
3 - General Building	58
4 - Security	51
5 - Environmental Quality	80
6 - Controllability of Systems	60
7 - Furniture, Fixtures, Equipment	39

Academics

8 - Academics & Learning	63
9 - CTE Career Connected Learning	90
10 - Visual and Performing Arts	51
11 - Athletics and Wellness	73
12 - Food Service	70
13 - Media Resources	63
14 - Technology	60
15 - Administration Spaces	60






FCA Score:

--- District Middle School's FCA Average: 66



Campus-wide

1 - Exterior Architecture	77
2 - Interior Architecture	57
3 - Structural	100
4 - Mechanical / HVAC	83
5 - Electrical	36
6 - Plumbing	84
7 - Site / Civil	59
8 - Crawlspace	N/A

	Very Unsatisfactory	0-35
	Unsatisfactory	36-50
	Average	51-65
	Satisfactory	66-80
	Very Satisfactory	81-100

Questions/Comments?
Email: Assessments@perkinswill.com