

Educational Suitability and Facility Condition Assessments - 2021



Building Address:
12207 Brigadoon Lane
Austin, TX 78727

Building Square Footage: 76,400 SF
Site Acreage: 15 Acres
Date of First Construction: 1986

Student Demographics:

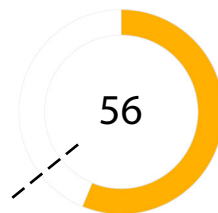
Demographic	Percentage
African American	4.8%
Hispanic	23.7%
White	39.7%
American Indian	0.0%
Asian	25.4%
Pacific Islander	0.1%
Two or More Races	6.2%
Economically Disadvantaged	34.0%
English Language Learners	32.3%
Special Education	13.0%
Enrollment	755

Facility Summary

Summitt Elementary School serves an enrollment of approximately 760 students in north Austin and was originally built in 1986. A detached building, referred to as “the annex,” was built in 1989. The school provides multiple programs, has a large Vietnamese student enrollment and participates in a German exchange program. The school focuses on world languages as part of the Anderson family of schools, and at each grade level, students are exposed to Spanish, German, French, Chinese, and Latin. The school also has a robotics program, and mentors are employees from National Instruments.

Educational Suitability Assessment Score:

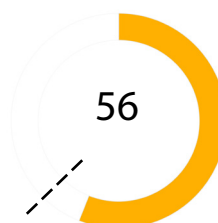
--- District Elementary School's ESA Average: 64



- Very Unsatisfactory 0-35
- Unsatisfactory 36-50
- Average 51-65
- Satisfactory 66-80
- Very Satisfactory 81-100

Facility Condition Assessment Score:

--- District Elementary School's FCA Average: 62



Questions/Comments?
Email: Assessments@perkinswill.com

Educational Suitability and Facility Condition Assessments - 2021

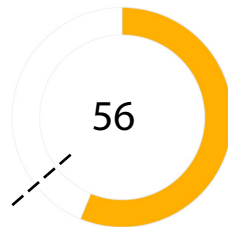
The ESA evaluates how well a facility supports teaching and learning using the district's Educational Specifications as the standard. It includes items such as the exterior, general building, security, controllability of lighting, furniture, academic and administrative spaces, and technology.

The FCA evaluates the physical condition of a facility to measure what systems are broken, aging, etc. This includes items such as roofing, heating and air conditioning, plumbing, electrical, site drainage, and parking.

Both assessments incorporate data, staff interviews, facility walk-throughs, cost-estimating, and analysis.

ESA Score:

--- District Elementary School's ESA Average: 64



General Building

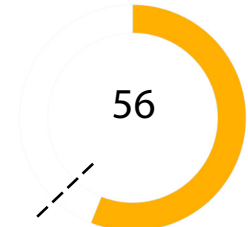
1 - Exterior	60
2 - Outdoor Learning and Activity	80
3 - General Building	53
4 - Security	57
5 - Environmental Quality	52
6 - Controllability of Systems	60
7 - Furniture, Fixtures, Equipment	64

Academics

8 - Academics & Learning	47
9 - Visual and Performing Arts	53
10 - PE and Wellness	50
11 - Food Service	40
12 - Media Resources	70
13 - Technology	60
14 - Administration Spaces	40






FCA Score:

--- District Elementary School's FCA Average: 62



Campus-wide

1 - Exterior Architecture	89
2 - Interior Architecture	70
3 - Structural	100
4 - Mechanical / HVAC	71
5 - Electrical	77
6 - Plumbing	83
7 - Site / Civil	0
8 - Crawlspace	100

	Very Unsatisfactory	0-35
	Unsatisfactory	36-50
	Average	51-65
	Satisfactory	66-80
	Very Satisfactory	81-100

Questions/Comments?
Email: Assessments@perkinswill.com