

Educational Suitability and Facility Condition Assessments - 2021



Building Address:
3000 Jones Road
Austin, TX 78745

Building Square Footage: 67,000 SF
Site Acreage: 10 Acres
Date of First Construction: 1971

Student Demographics:

Demographic	Percentage
African American	2.5%
Hispanic	57.4%
White	35.0%
American Indian	0.0%
Asian	1.4%
Pacific Islander	0.0%
Two or More Races	3.7%
Economically Disadvantaged	29.8%
English Language Learners	28.0%
Special Education	12.6%
Enrollment	486

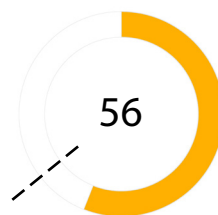
Facility Summary

Sunset Valley Elementary School, serving an enrollment of approximately 500 students in south Austin, is known for its dual-language program. The school is an AVID and Austin Literacy Academy campus and offers the Creative Learning Initiative to its students. The original building was built in 1971, and an annex classroom building was constructed in 1996. The building is somewhat dated, but the learning spaces function quite well, with several large collaboration spaces surrounded by studios. This layout gives teachers flexibility to divide students into a variety of group sizes, while still supervising those students in the shared space. Acoustic privacy is difficult in these studios due to the fact that they are connected by sliding walls or open corridors.

Educational Suitability

Assessment Score:

--- District Elementary School's ESA Average: 64

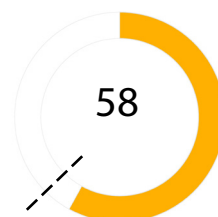


- Very Unsatisfactory 0-35
- Unsatisfactory 36-50
- Average 51-65
- Satisfactory 66-80
- Very Satisfactory 81-100

Facility Condition

Assessment Score:

--- District Elementary School's FCA Average: 62



Questions/Comments?
Email: Assessments@perkinswill.com

Educational Suitability and Facility Condition Assessments - 2021

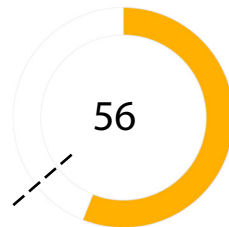
The ESA evaluates how well a facility supports teaching and learning using the district's Educational Specifications as the standard. It includes items such as the exterior, general building, security, controllability of lighting, furniture, academic and administrative spaces, and technology.

The FCA evaluates the physical condition of a facility to measure what systems are broken, aging, etc. This includes items such as roofing, heating and air conditioning, plumbing, electrical, site drainage, and parking.

Both assessments incorporate data, staff interviews, facility walk-throughs, cost-estimating, and analysis.

ESA Score:

--- District Elementary School's ESA Average: 64



General Building

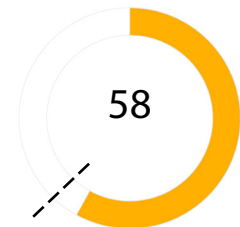
1 - Exterior	69
2 - Outdoor Learning and Activity	67
3 - General Building	31
4 - Security	62
5 - Environmental Quality	72
6 - Controllability of Systems	60
7 - Furniture, Fixtures, Equipment	59

Academics

8 - Academics & Learning	57
9 - Visual and Performing Arts	47
10 - PE and Wellness	60
11 - Food Service	50
12 - Media Resources	57
13 - Technology	45
14 - Administration Spaces	50






FCA Score:

--- District Elementary School's FCA Average: 62



Campus-wide

1 - Exterior Architecture	92
2 - Interior Architecture	7
3 - Structural	100
4 - Mechanical / HVAC	83
5 - Electrical	59
6 - Plumbing	72
7 - Site / Civil	0
8 - Crawlspace	0

	Very Unsatisfactory	0-35
	Unsatisfactory	36-50
	Average	51-65
	Satisfactory	66-80
	Very Satisfactory	81-100

Questions/Comments?
Email: Assessments@perkinwill.com