

Educational Suitability and Facility Condition Assessments - 2021



Building Address:

1211 E. Oltorf St

Austin, TX 78704

Building Square Footage: 49,300 SF

Site Acreage: 32 Acres

Date of First Construction: 1953

Student Demographics:

Demographic	Percentage
African American	8.6%
Hispanic	83.4%
White	5.2%
American Indian	0.2%
Asian	1.7%
Pacific Islander	0.0%
Two or More Races	0.8%
Economically Disadvantaged	81.5%
English Language Learners	40.6%
Special Education	17.4%
Enrollment	1240

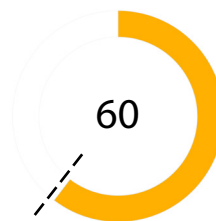
Facility Summary

Travis Early College High School serves an enrollment of approximately 1,300 students (combined with Graduation Preparatory Academy housed at this campus) in south Austin. The school's purpose statement is to graduate all students prepared to be successful in any postsecondary endeavor. The original campus was built in 1953, with a series of additions since its original construction. Parts of the school are two stories, and the athletic program is in a separate building behind the main campus.

Educational Suitability

Assessment Score:

--- District High
School's ESA Average: 61

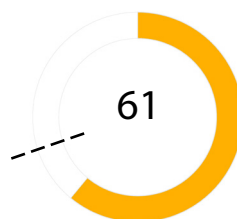


- Very Unsatisfactory 0-35
- Unsatisfactory 36-50
- Average 51-65
- Satisfactory 66-80
- Very Satisfactory 81-100

Facility Condition

Assessment Score:

--- District High
School's FCA Average: 69



Questions/Comments?
Email: Assessments@perkinswill.com

Educational Suitability and Facility Condition Assessments - 2021

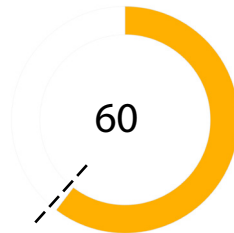
The ESA evaluates how well a facility supports teaching and learning using the district's Educational Specifications as the standard. It includes items such as the exterior, general building, security, controllability of lighting, furniture, academic and administrative spaces, and technology.

The FCA evaluates the physical condition of a facility to measure what systems are broken, aging, etc. This includes items such as roofing, heating and air conditioning, plumbing, electrical, site drainage, and parking.

Both assessments incorporate data, staff interviews, facility walk-throughs, cost-estimating, and analysis.

ESA Score:

--- District High School's ESA Average: 61



General Building

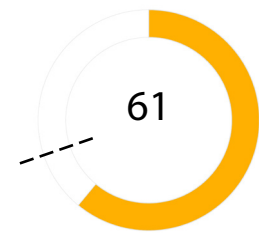
1 - Exterior	60
2 - Outdoor Learning and Activity	70
3 - General Building	53
4 - Security	43
5 - Environmental Quality	60
6 - Controllability of Systems	44
7 - Furniture, Fixtures, Equipment	60

Academics

8 - Academics & Learning	48
9 - CTE Career Connected Learning	75
10 - Visual and Performing Arts	77
11 - Athletics and Wellness	62
12 - Food Service	70
13 - Media Resources	83
14 - Technology	60
15 - Administration Spaces	40






FCA Score:

--- District High School's FCA Average: 69



Campus-wide

1 - Exterior Architecture	95
2 - Interior Architecture	82
3 - Structural	100
4 - Mechanical / HVAC	60
5 - Electrical	84
6 - Plumbing	0
7 - Site / Civil	47
8 - Crawlspace	0

 Very Unsatisfactory	0-35
 Unsatisfactory	36-50
 Average	51-65
 Satisfactory	66-80
 Very Satisfactory	81-100

Questions/Comments?
Email: Assessments@perkinswill.com