

Educational Suitability and Facility Condition Assessments - 2021



Building Address:
5200 Freidrich Lane
Austin, TX 78744

Building Square Footage: 73,700 SF
Site Acreage: 7 Acres
Date of First Construction: 2012

Student Demographics:

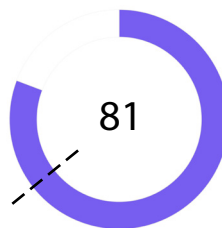
Demographic	Percentage
African American	7.0%
Hispanic	85.2%
White	3.5%
American Indian	0.0%
Asian	3.5%
Pacific Islander	0.4%
Two or More Races	2.0%
Economically Disadvantaged	84.0%
English Language Learners	57.0%
Special Education	12.9%
Enrollment	256

Facility Summary

Uphaus Early Childhood Center serves an enrollment of approximately 240 students in southeast Austin. It was built in 2012 and consists of approximately 74,000 SF on 7 acres. The school is known for its bilingual program for students in pre-K and kindergarten. The school has a Creative Learning Initiative to incorporate fine arts into the curriculum. The building was specifically designed with young learners in mind to provide them an active, enriching learning environment.

Educational Suitability Assessment Score:

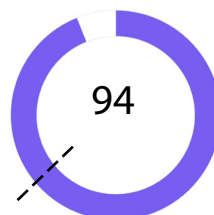
--- District Elementary School's ESA Average: 64



- Very Unsatisfactory 0-35
- Unsatisfactory 36-50
- Average 51-65
- Satisfactory 66-80
- Very Satisfactory 81-100

Facility Condition Assessment Score:

--- District Elementary School's FCA Average: 62



Questions/Comments?
Email: Assessments@perkinswill.com

Educational Suitability and Facility Condition Assessments - 2021

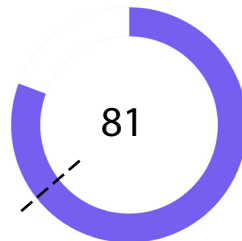
The ESA evaluates how well a facility supports teaching and learning using the district's Educational Specifications as the standard. It includes items such as the exterior, general building, security, controllability of lighting, furniture, academic and administrative spaces, and technology.

The FCA evaluates the physical condition of a facility to measure what systems are broken, aging, etc. This includes items such as roofing, heating and air conditioning, plumbing, electrical, site drainage, and parking.

Both assessments incorporate data, staff interviews, facility walk-throughs, cost-estimating, and analysis.

ESA Score:

--- District
Elementary
School's ESA
Average: 64



General Building

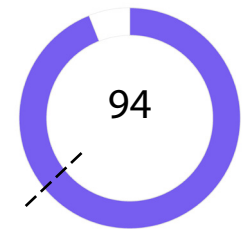
1 - Exterior	77
2 - Outdoor Learning and Activity	87
3 - General Building	67
4 - Security	80
5 - Environmental Quality	88
6 - Controllability of Systems	92
7 - Furniture, Fixtures, Equipment	80

Academics

8 - Academics & Learning	73
9 - Visual and Performing Arts	87
10 - PE and Wellness	100
11 - Food Service	90
12 - Media Resources	73
13 - Technology	60
14 - Administration Spaces	80






FCA Score:

--- District
Elementary
School's FCA
Average: 62



Campus-wide

1 - Exterior Architecture	100
2 - Interior Architecture	78
3 - Structural	100
4 - Mechanical / HVAC	98
5 - Electrical	93
6 - Plumbing	80
7 - Site / Civil	100
8 - Crawlspace	100

 Very Unsatisfactory	0-35
 Unsatisfactory	36-50
 Average	51-65
 Satisfactory	66-80
 Very Satisfactory	81-100

Questions/Comments?
Email: Assessments@perkinswill.com