

Educational Suitability and Facility Condition Assessments - 2021



Building Address:
401 W. Braker Lane
Austin, TX 78753

Building Square Footage: 79,200 SF
Site Acreage: 12 Acres
Date of First Construction: 1961

Student Demographics:

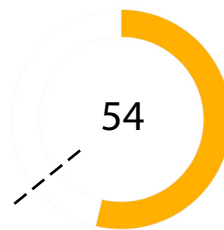
Demographic	Percentage
African American	5.4%
Hispanic	79.5%
White	7.9%
American Indian	0.0%
Asian	6.5%
Pacific Islander	0.0%
Two or More Races	0.6%
Economically Disadvantaged	92.2%
English Language Learners	81.6%
Special Education	11.7%
Enrollment	630

Facility Summary

Walnut Creek Elementary School, serving an enrollment of approximately 630 students in north Austin, is known for its ESL and bilingual programs for pre-K through fifth grade. The school incorporates social and emotional learning and fine arts into the curriculum and offers a gifted and talented program, guitar and orchestra club, and a cheerleading squad. Originally built in the 1960s, the school has adapted its learning environments over the years and a 1999 addition essentially doubled the building's square footage.

Educational Suitability Assessment Score:

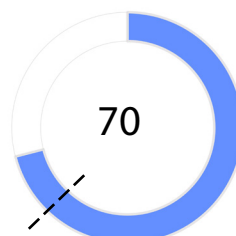
--- District Elementary School's ESA Average: 64



- Very Unsatisfactory 0-35
- Unsatisfactory 36-50
- Average 51-65
- Satisfactory 66-80
- Very Satisfactory 81-100

Facility Condition Assessment Score:

--- District Elementary School's FCA Average: 62



Questions/Comments?
Email: Assessments@perkinswill.com

Educational Suitability and Facility Condition Assessments - 2021

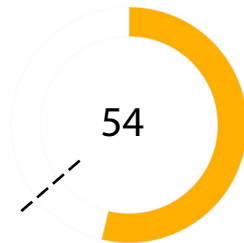
The ESA evaluates how well a facility supports teaching and learning using the district's Educational Specifications as the standard. It includes items such as the exterior, general building, security, controllability of lighting, furniture, academic and administrative spaces, and technology.

The FCA evaluates the physical condition of a facility to measure what systems are broken, aging, etc. This includes items such as roofing, heating and air conditioning, plumbing, electrical, site drainage, and parking.

Both assessments incorporate data, staff interviews, facility walk-throughs, cost-estimating, and analysis.

ESA Score:

--- District Elementary School's ESA Average: 64



General Building

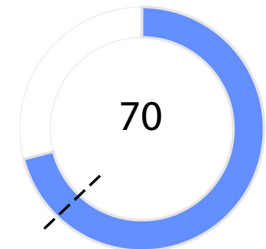
1 - Exterior	34
2 - Outdoor Learning and Activity	73
3 - General Building	42
4 - Security	62
5 - Environmental Quality	56
6 - Controllability of Systems	52
7 - Furniture, Fixtures, Equipment	69

Academics

8 - Academics & Learning	49
9 - Visual and Performing Arts	60
10 - PE and Wellness	60
11 - Food Service	60
12 - Media Resources	50
13 - Technology	50
14 - Administration Spaces	35






FCA Score:

--- District Elementary School's FCA Average: 62



Campus-wide

1 - Exterior Architecture	92
2 - Interior Architecture	73
3 - Structural	100
4 - Mechanical / HVAC	68
5 - Electrical	65
6 - Plumbing	0
7 - Site / Civil	44
8 - Crawlspace	100

	Very Unsatisfactory	0-35
	Unsatisfactory	36-50
	Average	51-65
	Satisfactory	66-80
	Very Satisfactory	81-100

Questions/Comments?
Email: Assessments@perkinswill.com