

## Educational Suitability and Facility Condition Assessments - 2021



Building Address:  
5606 Nuckols Crossing  
Austin, TX 78744

Building Square Footage: 74,500 SF  
Site Acreage: 10 Acres  
Date of First Construction: 1986

### Student Demographics:

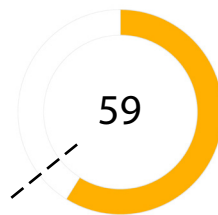
Demographic	Percentage
African American	9.8%
Hispanic	85.4%
White	2.8%
American Indian	0.0%
Asian	0.0%
Pacific Islander	0.0%
Two or More Races	2.0%
Economically Disadvantaged	94.9%
English Language Learners	47.2%
Special Education	21.6%
Enrollment	356

### Facility Summary

Widén Elementary School, serving an enrollment of approximately 360 students, is in southeast Austin. It was built in 1986, with a stand-alone building added in 1989, and consists of approximately 75,000 SF. The school is known for its bilingual program as well as early childhood development program (also bilingual) for 3-6-year-olds. The school has a Creative Learning Initiative to incorporate fine arts into the curriculum.

### Educational Suitability Assessment Score:

--- District Elementary School's ESA Average: 64



- Very Unsatisfactory 0-35
- Unsatisfactory 36-50
- Average 51-65
- Satisfactory 66-80
- Very Satisfactory 81-100

### Facility Condition Assessment Score:

--- District Elementary School's FCA Average: 62



Questions/Comments?  
Email: [Assessments@perkinswill.com](mailto:Assessments@perkinswill.com)

## Educational Suitability and Facility Condition Assessments - 2021

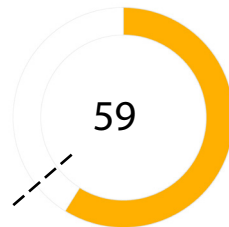
The ESA evaluates how well a facility supports teaching and learning using the district's Educational Specifications as the standard. It includes items such as the exterior, general building, security, controllability of lighting, furniture, academic and administrative spaces, and technology.

The FCA evaluates the physical condition of a facility to measure what systems are broken, aging, etc. This includes items such as roofing, heating and air conditioning, plumbing, electrical, site drainage, and parking.

Both assessments incorporate data, staff interviews, facility walk-throughs, cost-estimating, and analysis.

### ESA Score:

--- District  
 Elementary  
 School's ESA  
 Average: 64



#### General Building

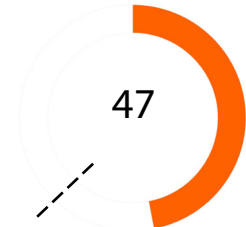
1 - Exterior	63
2 - Outdoor Learning and Activity	67
3 - General Building	44
4 - Security	62
5 - Environmental Quality	68
6 - Controllability of Systems	68
7 - Furniture, Fixtures, Equipment	64

#### Academics

8 - Academics & Learning	49
9 - Visual and Performing Arts	73
10 - PE and Wellness	50
11 - Food Service	40
12 - Media Resources	67
13 - Technology	60
14 - Administration Spaces	50






### FCA Score:

--- District  
 Elementary  
 School's FCA  
 Average: 62



#### Campus-wide

1 - Exterior Architecture	87
2 - Interior Architecture	65
3 - Structural	100
4 - Mechanical / HVAC	84
5 - Electrical	65
6 - Plumbing	77
7 - Site / Civil	0
8 - Crawlspace	100

 Very Unsatisfactory	0-35
 Unsatisfactory	36-50
 Average	51-65
 Satisfactory	66-80
 Very Satisfactory	81-100

Questions/Comments?  
 Email: [Assessments@perkinswill.com](mailto:Assessments@perkinswill.com)