

Educational Suitability and Facility Condition Assessments - 2021



Building Address:

500 Mairo St

Austin, TX 78748

Building Square Footage: 64,800 SF

Site Acreage: 14 Acres

Date of First Construction: 1976

Student Demographics:

Demographic	Percentage
African American	5.6%
Hispanic	76.0%
White	10.5%
American Indian	0.0%
Asian	4.2%
Pacific Islander	0.0%
Two or More Races	3.7%
Economically Disadvantaged	72.6%
English Language Learners	28.1%
Special Education	23.2%
Enrollment	409

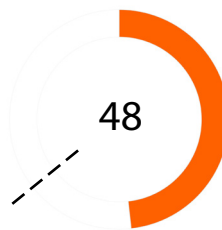
Facility Summary

Williams Elementary School, serving an enrollment of approximately 410 students, is in southeast Austin. It was built in 1976 and consists of approximately 64,000 SF on nearly 14 acres. The school is known for its two-way bilingual, AVID, creative learning initiative, social and emotional learning, and early childhood development programs. Since the school was constructed in the mid-70's, separate studios have been created within the footprint of the original open concept plan. The typical layout is a cluster of four studios connected by an opening in the walls with no doors.

Educational Suitability

Assessment Score:

--- District Elementary School's ESA Average: 64

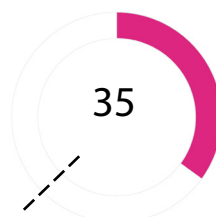


- Very Unsatisfactory 0-35
- Unsatisfactory 36-50
- Average 51-65
- Satisfactory 66-80
- Very Satisfactory 81-100

Facility Condition

Assessment Score:

--- District Elementary School's FCA Average: 62



Questions/Comments?
Email: Assessments@perkinswill.com

Educational Suitability and Facility Condition Assessments - 2021

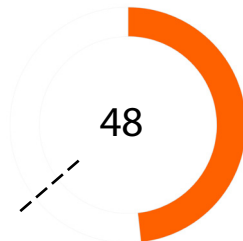
The ESA evaluates how well a facility supports teaching and learning using the district's Educational Specifications as the standard. It includes items such as the exterior, general building, security, controllability of lighting, furniture, academic and administrative spaces, and technology.

The FCA evaluates the physical condition of a facility to measure what systems are broken, aging, etc. This includes items such as roofing, heating and air conditioning, plumbing, electrical, site drainage, and parking.

Both assessments incorporate data, staff interviews, facility walk-throughs, cost-estimating, and analysis.

ESA Score:

--- District Elementary School's ESA Average: 64



General Building

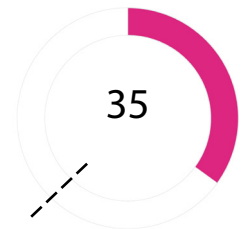
1 - Exterior	43
2 - Outdoor Learning and Activity	60
3 - General Building	38
4 - Security	51
5 - Environmental Quality	48
6 - Controllability of Systems	44
7 - Furniture, Fixtures, Equipment	64

Academics

8 - Academics & Learning	41
9 - Visual and Performing Arts	53
10 - PE and Wellness	40
11 - Food Service	50
12 - Media Resources	43
13 - Technology	55
14 - Administration Spaces	45






FCA Score:

--- District Elementary School's FCA Average: 62



Campus-wide

1 - Exterior Architecture	59
2 - Interior Architecture	57
3 - Structural	99
4 - Mechanical / HVAC	64
5 - Electrical	76
6 - Plumbing	0
7 - Site / Civil	0
8 - Crawlspace	0

 Very Unsatisfactory	0-35
 Unsatisfactory	36-50
 Average	51-65
 Satisfactory	66-80
 Very Satisfactory	81-100

Questions/Comments?
Email: Assessments@perkinswill.com