


Elementary Schools

Human Capital



School Changes 2019

REIMAGINE
REINVEST
REINVENT




austinisd.org/schoolchanges

	Novice Teachers	Effective Teachers	Customer Service	Campus Climate
Elementary Schools				
Allison	21.21%	96.97%	96.6%	98%
Andrews	25.58%	91.67%	70.5%	36%
Baldwin	13.79%	96%	97.6%	89%
Baranoff	9.09%	100%	95.6%	96%
Barrington	38.24%	90.63%	92%	89%
Barton Hills	3.45%	100%	93.2%	100%
Becker	16.67%	96.67%	97.4%	98%
Blackshear	27.59%	100%	91%	85%
Blanton	22.5%	94.74%	96.4%	97%
Blazier	32.69%	98.04%	96.9%	99%
Boone	2.7%	100%	98.1%	100%
Brentwood	16.67%	97.78%	96.8%	100%
Brooke	55.56%	95%	98.9%	80%
Brown	35%	100%	100%	92%
Bryker Woods	20.69%	100%	95.9%	97%
Campbell	23.81%	100%	100%	93%
Casey	20.45%	100%	93.2%	93%
Casis	12.50%	100%	95.1%	100%
Clayton	7.84%	100%	95.8%	97%
Cook	21.21%	93.33%	94.8%	93%
Cowan	8%	100%	95.6%	100%
Cunningham	20.69%	90.63%	93.8%	83%
Davis	17.65%	100%	92.9%	100%
Dawson	16%	100%	98.7%	100%
Doss	9.62%	98.18%	96%	100%
Galindo	28.26%	97.62%	96.9%	93%
Govalle	17.14%	91.18%	95.7%	85%
Graham	9.52%	100%	94.7%	100%
Guerrero Thompson	23.26%	97.50%	88.2%	100%
Gullett	14.29%	94.87%	92.4%	96%
Harris	12.77%	97.44%	92.4%	98%
Hart	17.78%	100%	96.1%	97%
Highland Park	11.63%	94.87%	98.2%	100%
Hill	11.67%	100%	96.7%	100%
Houston	26.67%	97.56%	97%	91%
Jordan	19.57%	100%	94.6%	100%
Joslin	9.52%	91.67%	96.7%	95%
Kiker	8.33%	100%	94.2%	99%
Kocurek	14.63%	92.11%	96.3%	100%
Langford	32.43%	100%	97.9%	98%
Lee	10.71%	100%	93.9%	95%
Linder	25%	95.45%	96.2%	97%


Elementary Schools

Human Capital



School Changes 2019

REIMAGINE
REINVEST
REINVENT



	Novice Teachers	Effective Teachers	Customer Service	Campus Climate
Elementary Schools Continued				
Maplewood	17.95%	100%	87.2%	98%
Mathews	25%	93.75%	95.1%	96%
McBee	20%	96.55%	94.4%	93%
Menchaca	10%	95.92%	87.2%	94%
Metz	5.56%	100%	84%	96%
Mills	23.21%	100%	97.6%	99%
Norman	20%	100%		64%
Oak Hill	27.27%	100%	90.4%	99%
Oak Springs	31.48%	91.3%	90.9%	83%
Odom	32.26%	96.67%	97%	94%
Ortega	25%	100%	93.6%	97%
Overton	9.76%	94.74%	95.5%	96%
Padron	28%	100%	98.9%	97%
Palm	25%	96.88%	93.3%	97%
Patton	20.63%	93.55%	88.6%	87%
Pease	20%	88.89%	80.4%	75%
Pecan Springs	25%	100%	89.4%	56%
Perez	25.49%	89.36%	94.9%	93%
Pickle	27.03%	85.71%	99.1%	83%
Pillow	12.82%	100%	95.1%	94%
Pleasant Hill	20%	97.14%	93.3%	91%
Reilly	31.82%	100%	98%	100%
Ridgetop	30.43%	100%	92.2%	92%
Rodriguez	17.95%	100%	97.1%	96%
Sanchez	21.05%	100%	98.7%	100%
Sims	14.29%	100%	96.3%	71%
St. Elmo	5%	100%	94%	100%
Summitt	21.43%	96.49%	90.5%	100%
Sunset Valley	23.08%	88.24%	95.9%	94%
Travis Heights	26.47%	86.84%	91%	93%
Walnut Creek	50%	87.8%	94.7%	98%
Widén	31.82%	97.56%	95.5%	96%
Williams	14.71%	87.5%	94.7%	86%
Winn	5%	100%	84.6%	90%
Wooldridge	33.33%	90.91%	95.9%	91%
Wooten	11.90%	94.74%	99.2%	85%
Zavala	16.67%	96.3%	98.9%	98%
Zilker	18.60%	97.44%	95.9%	95%